



ORBI TRADE

TRADING RULES

August 1st 2025, 01.00 AM (UTC+2)



+1 737 232 2299



+62 878 6587 1185



www.orbimarket.co

Part 1: GENERAL TERMS AND CONDITIONS

1. Introduction

The Agreement is entered by and between Orbi Trade International Ltd (*"the Company"*) on the one part and the Client (which may be a legal entity or a natural person) who has completed the Account Opening Application Form (hereinafter called the *"Client"*) on the other part.

The Company is authorized by the Financial Services Authority of Seychelles with Securities Dealer's License Number SD165.

This Client Agreement with the following documents found on the Company's website (namely *"Orbi Trade Trading Rules"*, *"Partnership Agreement"*, *"Warranty Algorithm"*, *"Warranty Maximum Spread"*, *"Term and condition"*), as amended from time to time, (together the *"Agreement"*), as well as any other documentation that is posted at the website or may be communicated to a Client as a result of his participation in any of the Company's campaigns and/or loyalty programs, set out the terms upon which the Company will offer Services hereunder to the Client and shall govern all CFD activity of the Client with the Company during the course of the Agreement.

The Agreement overrides any other agreements, arrangements, express or implied statements made by the Company or any Introducer(s).

The Company will collect, use, store, and otherwise process personal information of the Client, as set out in the Privacy Policy, as amended from time to time, and available on the Company's website.

2. Risk Understanding Statement

Furthermore, under no circumstances is ORBI TRADE responsible for any indirect or consequential losses, including lost profits, loss of goodwill, or missed profit opportunities.

The Parties agree that the liability limitations stated in this clause have been the result of fair and reasonable negotiations, considering the circumstances that were or should have been known or contemplated by the Parties regarding these trade terms.

All Trading Rules and related activities are subject to the laws of Seychelles. Any claims or disputes, including but not limited to losses allegedly caused by ORBI TRADE, shall be resolved exclusively under Seychelles law and within its jurisdiction. By trading with ORBI TRADE, you acknowledge and agree to this legal framework.

If any issues arise or if traders have important questions, please do not hesitate to contact ORBI TRADE. We will be happy to provide a Trading Journal Report and historical Tick Price data from our server. You can reach us on WhatsApp at +1 737 232 2299 or +62 8 111 717 999 (Bahasa).

3. Client Acceptance and Due Diligence

It is understood that the Company may not accept the Client as its client, and hence refuse to open a Client Account for him and/or refuse to accept any money from him and/or refuse to allow the Client to initiate trading activities, until the Client properly and fully fills in and submits the Account Opening Application Form together with all the required identification documentation and all internal Company checks (including without limitation anti-money laundering checks, appropriateness tests and identification procedures) have been fully satisfied. Furthermore, the Company retains the right during the business relationship with the Client, to request at any time any other documentation and/or information from the Client that the Company considers necessary as part of the Company's ongoing monitoring of the Client's activity. It is further understood that the Company reserves the right to impose additional due diligence requirements to accept Clients residing in certain countries.

The Client upon accepting the documents found on the Company's website which set out the terms upon which the Company will offer Services and has fully satisfied the Company's required identification documentation requirements and been verified, may deposit any amount and in any currency as defined and accepted by the Company from time to time and start trading. The Company reserves the right to define at its absolute discretion and at any time the required identification documentation, the minimum and maximum amounts of deposit(s) as well as the time period in which the Client must fully satisfy the Company's required identification documentation requirements and any other relevant ad-hoc request. In this respect, the Client shall be notified with a Written Notice. In the event that, the Client does not fully satisfy the Company's required identification documentation requirements within the time period set by the Company, the Company reserves the right to return any funds deposited back to their origin and impose restrictions in the operation of the Client Accounts including but not limited to restrictions to additional deposits and/or immediately terminate the business relationship with the Client and close the Client Account and/or to proceed to any other action deemed necessary.

4. Cost and Taxes

The provision of Services and the performing of both trading and non-trading operations under the Agreement is subject to the payment of charges to the Company (*the "Costs"*). Costs to the Company are set out on the Company's Website and/or on the Client's Personal Area and/or are communicated to the Client through other means. Costs related to trading operations under the Agreement, may be charged at the opening and/or during the lifetime and/or upon the closing of such trading operations.

When placing Orders in CFDs, the related Costs may appear relative to the value of the CFD, therefore the Client has the responsibility to understand how Costs are calculated in this case.

The Company may vary its Costs from time to time. The Company will send a Written Notice to the Client informing of any changes before they come into effect and the latter shall be free to dissolve the contract immediately. In the event that such change is based on a change in interest rates or tax

treatment or where there is a valid reason, the Company shall have the right to amend it without prior notice to the Client provided that the Company shall inform the Client at the earliest opportunity and that the latter is free to dissolve the contract immediately.

When providing a Service to a Client, the Company may pay or receive fees, commissions or other monetary or non-monetary benefits to, or from third parties as far as permissible under Applicable Regulations. The Company will provide information on such benefits to the Client if required under Applicable Regulations.

The Company will not act as a tax agent for the Client. The Client shall be solely responsible for all filings, tax returns, and reports on any Transactions which should be made to any relevant authority, whether governmental or otherwise, and for payment of all taxes (including but not limited to any transfer or value-added taxes), arising out of or in connection with any Transaction.

The Client undertakes to pay all stamp expenses relating to this Agreement and any documentation which may be required for the carrying out of the transactions under this Agreement.

The Company may charge the Client for carrying out operations to pay in/withdraw funds. The amount of charge for paying in/ withdrawal of funds depends on factors such as the transaction sum, the type of transaction, the transaction currency, the system of payment etc.

The Trading Commission and/or the Spreads and/or any other applicable Costs for performing trading operations in Trading Accounts are shown on the Company's Website in the Contract Specifications section and/or on the Client Terminal and/or on the Trading Platform.

5. Special Market Conditions And Force Majeure

ORBI TRADE reserves the right to determine emergencies or extraordinary and unpredictable market conditions that may result in market suspension or closure. However, ORBI TRADE will make every effort to correct reproducible errors and defects in the standard ORBI TRADE service; aside from this, ORBI TRADE does not provide any warranties under these conditions.

- The following are some examples of events considered as force majeure:
- Natural Disasters: Earthquakes, floods, storms, wildfires, tsunamis, and volcanic eruptions.
- Other Natural Events: Landslides, snowstorms, and extreme drought.
- Social Events: Riots, wars, acts of terrorism, uprisings, and revolutions.
- Government Policies: New regulations, embargoes, border closures, and sudden policy changes.
- Epidemics and Pandemics: Widespread disease outbreaks such as the COVID-19 pandemic.
- Infrastructure Disruptions: Major power outages, IT system failures, and damage to essential infrastructure.
- Other Extraordinary Events: Large-scale cyber-attacks, fires in factories or production facilities, and major industrial accidents.

Therefore, when force majeure is declared, the affected party will not be considered in breach of contract and may be excused from the obligation to fulfill contractual duties for the duration of the force majeure period.

6. Wrong Quote

ORBI TRADE has the right to make corrections/cancellations of transactions according to the current price under the following conditions:

- An error occurs in exceptional circumstances, such as in a highly volatile market before or after a news release.
- It occurs when a transaction is based on a price delay and Wrong Quote, such as an incorrect price when the market is active.
- All of the above provisions will be thoroughly reviewed before any action is taken.

7. Change Password When Opening A Trading Account For The First Time

When you open a trading account for the first time, you will receive your account password from your admin and/or trading advisor. It is essential that you IMMEDIATELY CHANGE the PASSWORD to one of your choice, ensuring it is easy to remember.

Here is a tutorial for changing the password in Meta Trader 5:

- Select "Manage Account"
- Choose "Change Password"
- Click "Change Master Password"
- Enter Your Old Password & Enter a New Password (make sure it's easy to remember)
- Click "Next"
- Done

Part 2: ORBI TRADE ADVENTAGE

Welcome to ORBI TRADE!

ORBI Trade is a Seychelles-based CFD (Contract for Difference) broker offering Direct Market Access (DMA) to global exchanges. We connect clients directly to international financial markets, providing real-time price feeds for Forex, Gold, Silver, Oil, and Cryptocurrency instruments.

At ORBI Trade, every trade is protected under our Trading Guarantee System. We provide compensation for a wide range of issues, including:

- **Slippage:** Any slippage resulting in reduced profits will be compensated based on the difference between the expected and actual outcomes.
- **Spread Anomalies:** Unexpected widening of spreads that causes positions to be executed prematurely—or fail to be executed—will also be covered.
- **Misquotations, transaction delays, or system errors:** All such disruptions are eligible for compensation.

All claims must be supported by valid evidence and submitted via the Warranty Form, which is accessible through the Member Area and our mobile application. Every incident is documented in your personal trading journal as proof of transparency and accountability.

We also provide access to FOREXFLIX, our comprehensive e-learning platform, along with free daily trading signals—available through our interactive membership portal and mobile app.

Supported by major global liquidity providers, ORBI Trade delivers ultra-fast execution speeds—comparable to demo environments—in as little as 100 microseconds. Our DMA-CFD model ensures institutional-level pricing and transparent execution.

Clients benefit from competitive flat-rate commissions, Sharia-compliant swap-free accounts, and seamless fund transfers. Deposits and withdrawals are processed in under 59 minutes through partnerships with international banking institutions.

Experience fair, fast, and guaranteed trading—only at ORBI Trade.

Only at ORBI TRADE — Trade Quietly, Quickly, and Completely!

Why choose ORBI Trade for your trading needs? Here are seven compelling reasons:

- **Secure Trading Environment**
ORBI Trade ensures a stable and secure trading experience with consistent spreads and a robust system that eliminates execution errors.
- **Ultra-Fast Execution**
Trade with no requotes and lightning-fast execution speeds. Our deposit and withdrawal processes are also among the fastest in the industry—completed in under 59 minutes.

- **Complete and Diverse Trading Instruments**

At ORBI Trade, everything you need is in one place. You can trade forex, U.S. stocks, commodities, gold, oil, crypto, and more—all from a single platform. Truly komplet!

- **Trusted Analysis & Free Signals**

Get access to over five daily trading signals and market roadmaps provided by our experienced in-house analysts—at no additional cost.

- **Extensive Educational Support**

ORBI Trade delivers structured education programs with a minimum of 60 sessions per year, including live trading workshops, to help you trade more confidently and effectively.

- **Join the Largest Trader Community**

When you trade with ORBI, you're not trading alone. You'll become part of the largest and most active trader community, where traders connect, collaborate, and grow together. Contact us at +62 8111 717 999 to get your invite link.

- **Engaging Events & Competitions**

Participate in regular trading competitions, exclusive events, and signal-copying programs designed to enhance your skills and trading performance.

DMA & CFD Trading with ORBI TRADE

Direct Market Access (DMA) & Contract for Difference (CFD)

ORBI TRADE offers trading through a true DMA & CFD model, where all orders are sent directly to the market or liquidity providers—ensuring tighter spreads, faster execution, and no requotes. This structure allows traders to benefit from real-time market pricing and institutional-grade execution quality.

1-Second Execution During Major News Events

ORBI TRADE is the only broker in the world offering real-time execution speeds as fast as 1 second, even during high-impact economic releases such as the Non-Farm Payroll (NFP) and other major news events—giving traders a significant edge in volatile conditions.

59-Minute Deposit and Withdrawal Guarantee

We guarantee that both deposit and profit withdrawal requests will be processed within 59 minutes, provided that all submitted data is complete and accurate. Requests can be made daily (Monday to Sunday) between 03:00 – 16:00 GMT+2, in line with online banking operation hours.

Fully Automated Order Execution

All trade orders at ORBI TRADE are executed automatically and routed directly to liquidity providers—without any intervention from a Dealing Desk—ensuring full transparency, speed, and fairness in every market condition.

Part 3: ORBI TRADE — The Only Broker in the World That Offers a Trading Guarantee

ORBI Trade is proud to be the only broker globally that offers a formal guarantee system. In the event of slippage, abnormal spread widening, or system-related issues such as price freezes or misquotations, affected traders are eligible to receive direct compensation.

We are committed to ensuring a safe and reliable trading environment, supported by the following key features:

- **100% Consistent Spreads**
ORBI Trade monitors spread consistency across all instruments. If abnormal or inconsistent spreads are detected, we will manually verify your trade journal to ensure fairness and accuracy in your transactions.
- **Superfast Execution Without Requotes**
Trade confidently without interruptions. If slippage exceeds the maximum allowable spread, any losses incurred as a result will be compensated accordingly.
- **Deposits & Withdrawals Processed in Under 1 Hour**
We guarantee that your deposit and withdrawal requests will be processed within 59 minutes—as long as your submitted data is complete and valid. If your transaction is not completed within this timeframe, please contact us immediately, and we will prioritize its processing within the next five minutes. Request windows are open daily (Monday to Sunday) from 03:00 to 16:00 GMT+2, in accordance with online banking hours.

WHAT IS COVERED UNDER THE ORBI TRADE GUARANTEE?

ORBI Trade offers a unique and transparent Trading Guarantee System, designed to protect traders from unexpected technical and market-related disruptions. Here's what is covered:

1. PRICE SLIPPAGE

Definition:

Slippage occurs when an order is executed at a price different from the requested price. This difference arises due to rapid market fluctuations between the time an order is placed and the time it is executed—especially during high volatility, such as major news releases or economic data announcements.

Important Note:

This guarantee does not apply to slippage caused by price gaps—i.e., when a visible gap appears on the chart between the requested price and the executed price. Compensation is only applicable if no gap is observed on the chart, and the price difference exceeds the allowable slippage range for the trading pair.

ORBI Trade's Commitment:

If slippage exceeds the predefined limit (not caused by a gap), the resulting difference in profit will be compensated and returned to you in USD.

Possible Impacts:

- Orders executed at prices significantly different from the requested price, without any visible gap on the chart.

2. ABNORMAL SPREAD WIDENING**Definition:**

Bid and ask prices are sourced from liquidity providers. During certain conditions—such as major news releases, market openings or closings, low liquidity periods, or volatility—spreads may widen abnormally.

Note:

Exotic pairs (non-USD base pairs) are more prone to spread widening, particularly during the transition between the New York and Asian sessions. Spreads may reach up to 30–60 pips. It is advisable to avoid holding overnight positions in these pairs to mitigate stop-loss risks.

ORBI Trade's Commitment:

If spread widening exceeds the specified limit for a pair, ORBI Trade will compensate the difference in profit and credit the amount in USD.

Possible Impacts:

- Pending Orders or Stop Losses executed at prices not visible on the chart.
- Pending Orders or Take Profits not executed despite price reaching the expected level.

3. SYSTEM ERROR**Definition:**

In rare situations, technical issues or force majeure conditions—such as server outages, price freezes, or login failures—may prevent traders from managing their positions properly. These situations can disrupt trading activities temporarily, especially during high market volatility or platform maintenance.

What Happens on ORBI TRADE:

If a System Error occurs (e.g. unable to log in, prices freeze, or orders cannot be closed), traders may request an Emergency Close by:

- Contacting our Client care or Trading Coach via Whatsapp, or
- Submitting valid evidence, such as:
 - Trading journal screenshots, or

- Screen recording/video showing the attempt to close the position

Possible Impacts:

- Unable to access the MT5 account
- Unable to close floating positions due to platform freeze

HOW TO CLAIM YOUR GUARANTEE

Compensation claims must be submitted with valid proof via the **Warranty Form**, available in the **Member Area** or **Mobile App**. For full details on how compensation is calculated and processed, please refer to the "**ORBI Trade Warranty Algorithm**" document. All clients are required to read and understand this document to ensure a better and more secure trading experience.

Additionally, in cases of system freeze or error—such as inability to log in or price feed stops—clients may request an Emergency Close by:

- Contacting our team via **whatsapp**, or
- Submitting valid evidence (such as a **trading journal screenshot** or a **screen recording/video**) that shows an attempt to close the position during the freeze/error period.

Important Note:

Emergency Close requests will only be accepted if they are reported during the freeze/error period. Reports submitted after the system has returned to normal operation may not be eligible for processing.

WHAT IS NOT COVERED UNDER THE ORBI TRADE TRADING GUARANTEE

While ORBI TRADE is committed to providing strong protection for traders through our warranty system, there are specific conditions and trading behaviors that fall outside the scope of the guarantee:

1. GAP Trading Visible on Chart

GAP trading refers to a market condition where there is a visible price gap on the chart, indicating no transactions occurred within that price range. These gaps are a natural part of market behavior, particularly during opening sessions or after major news events.

For more details, please refer to Point 21-22 of the GAP Trading Explanation.

2. Trades Executed Around Market Close/Open

Warranty claims will not be accepted for transactions executed within the following time frames:

- Two hours before market closing, and
- Two hours after market opening

During these periods, price movements are often highly unstable due to low liquidity. Any trades placed during these windows are considered high-risk decisions made at the trader's own discretion, and the company will not be held responsible for the outcomes.

3. Stop Out Due to Full Margin Usage

Transactions that result in Stop Out or Margin Call due to excessive leverage or full margin usage are not eligible for warranty.

Example:

- Leverage: 1:1000
- Margin for 1 lot XAUUSD: \$100
- Volatile market spread: ~85 pips (0.85 points)
- Bid–Ask: 2560.00 – 2560.85
- Resulting floating loss: -\$85
- Remaining balance: \$15 → Margin level: 15%

Since the margin level falls below 30%, the position will be automatically stopped out. This scenario is not covered under the warranty, as it reflects a risk management issue on the trader's side.

4. High-Risk Hedging Positions

Hedging or locking involves placing two opposing positions (buy/sell) on the same pair. While commonly used as a strategy, it carries significant risk.

Please note:

Pending Order Hedging using Buy Stop/limit and Sell Stop/limit orders or Market Execution within 1 hour before or after a major news release is not covered by the warranty system, regardless of whether one of the orders is later canceled.

This includes any strategy involving simultaneous placement of Buy Stop and Sell Stop orders (or a combination of one pending order and one market execution) intended to capture price movement during high-impact news events.

→ If any part of the hedge remains active during the 1-hour window before or after the news release, it will be considered ineligible for warranty claims.

We strongly advise traders to plan ahead and avoid high-risk strategies during sensitive time windows.

5. Slippage or Spread Widening Within Acceptable Limits

Slippage or spread widening that remains within the maximum allowable threshold per instrument is considered a normal part of market behavior and is not covered under the warranty system.

Please note:

The maximum spread limits differ between normal market conditions and high-impact news events.

You may refer to the official Trading Warranty Policy ORBI TRADE for the full table of reference values per instrument.

Part 4: TRADING REQUIREMENT

1. TRADE SIZE

Trading instruments are offered in different sizes, starting from micro account size (0.01 LOT). For instance:

- a) In micro-lots (0.01 LOT)
- b) In mini lots (0.1 LOT)
- c) In standard lots (1 LOT)

2. MARGIN DEPOSIT

To open a real account at ORBI TRADE, a deposit is required. The minimum deposit for each account type follows these rules:

- a) \$50 for Recreation account
- b) \$1,000 for Professional account
- c) \$2,500 for Sharia account
- d) \$35,000 for the Signature account

3. BID / ASK SPREADS

The bid and ask prices of trading instruments on the ORBI TRADE platform are determined by liquidity providers, and may fluctuate depending on market conditions.

In abnormal market situations—such as before and after the release of major economic data, during periods of heightened volatility, or low liquidity—spreads may widen beyond normal levels. Additionally, bid/ask spreads may be affected by:

- Market opening/closing hours
- The transition between the New York and Asian trading sessions
- Changes in the value date of the trading instrument

Important Notice on Exotic Pairs:

Widening of spreads frequently occurs in Exotic Pairs (currency pairs not against the USD), especially during market open/close. These pairs may experience spreads of 30–60 pips, compared to their usual stable spread range. Therefore, traders are strongly advised to avoid holding overnight positions on exotic pairs, as stop-loss levels may be triggered unexpectedly due to temporary spread widening.

Understanding Spreads & How They Affect Your Trading

The price displayed on your chart is typically the Bid price. However, when setting a Take Profit (TP) or Stop Loss (SL), it's important to factor in the market spread—the difference between the Bid and Ask prices.

Example:

- TP is set at 1.2600 on EUR/USD
- Spread: 2 points (0.0002)

The Ask price must reach 1.2602 for the TP to be triggered.

Likewise, an SL set at 1.2750 would require the Ask price to reach 1.2752 to trigger the stop.

Now, if the spread widens by an additional 10 points, the TP would only be triggered when the Ask price reaches 1.2612, and the SL at 1.2760.

Need Clarification? Contact Us.

If you're unsure how your Take Profit or Stop Loss might be affected by current spread conditions, or you notice irregular price behavior, we strongly recommend reaching out to ORBI TRADE for assistance:

☎ Call (EN): +1 737 232 2299

☎ WhatsApp (ID): +62 8 111 717 999

We're happy to assist you and help verify your trading journal. As for price tick history, you can also review it yourself via MetaTrader 5 (PC version). Here's how:

How to Check Tick History on MetaTrader 5 (PC):

- Go to the Market Watch panel
- Right-click the symbol/pair you want to check, then click Symbols
- Select the pair, then click the Ticks tab
- Choose the time period you want to review
- Click Request

This allows you to see the exact bid/ask movement per tick and verify if spread widening or slippage occurred based on actual price data.

4. ORDER EXECUTIONS

Your MT5 platform offers all standard types of market orders, including market execution, limits, and stops. Additionally, Trailing Stops are available, allowing the Stop level to move in line with the market price, and it is supported for all types of Stop orders.

All stop and limit orders can be placed as follows:

- a) Day Order: This order automatically expires at the end of the working day when it is placed.
- b) Good Till Canceled (GTC): This order remains active until it is manually canceled.

5. MARKET ORDER EXECUTION

Currently, the primary method used to execute trades via the ORBI TRADE platform is "Market Orders Execution." Market orders are executed at the current available price for a specified amount, but please be aware that this may result in slippage.

In abnormal market conditions, particularly before and after major economic news releases when market conditions are unstable, trading transactions may not be executed at all (off-quote) due to the unavailability of the Automatic Order Fill volume.

6. PENDING ORDER

A Pending Order is a transaction instruction submitted by the Client to be executed automatically when the market price reaches a specified level. The types of Pending Orders include, but are not limited to:

- **Buy Limit:** A buy order placed below the current market price. It is executed when the price falls to a certain level.
- **Sell Limit:** A sell order placed above the current market price. It is executed when the price rises to a certain level.
- **Buy Stop:** A buy order placed above the current market price. It is executed when the price increases to the specified level.
- **Sell Stop:** A sell order placed below the current market price. It is executed when the price drops to the specified level.
- **Buy Stop Limit:** A two-step order to buy above the market price, which first triggers a stop level, then places a limit buy order.
- **Sell Stop Limit:** A two-step order to sell below the market price, which first triggers a stop level, then places a limit sell order.
- **Take Profit (TP):** An exit order set to close a profitable position when the price reaches a predefined level.
- **Stop Loss (SL):** An exit order set to limit losses by closing a position when the price moves against the trader beyond a certain level.

Once the market price reaches or surpasses the specified level, the Pending Order is converted into a Market Order.

Execution Terms Under Price Gap Conditions

In the event of a price gap—defined as a jump in price from one level to another without any transactions in between—the following conditions apply:

- a. Pending Orders (including Buy Stop and Sell Stop) will still be executed, but at the first available market price after the gap, not at the client's requested price.
- b. The Broker cannot guarantee that Pending Orders will be executed at the requested price.
- c. If a Take Profit (TP) or Stop Loss (SL) level is located within the gap, the system may execute the Pending Order and immediately close the position simultaneously. This could result in the position being closed at a loss immediately upon execution (instant loss).
- d. These conditions arise due to market volatility and liquidity limitations and are considered part of the inherent market risk.

Important Notes

- All Pending Orders (Buy Limit, Sell Limit, Buy Stop, Sell Stop, Take Profit, and Stop Loss) will be executed at the prevailing market price once triggered.

- For example: If you place a Sell Stop order on the Dow Jones Index at 33,000, and the next available market price is 31,000 due to a gap, your order will be executed at 31,000.
- For CFD US Stocks pairs, all Pending Orders including TP/SL are set with a Good Till Today (GTD) expiration time.

Real Case Example

Sell Side

The following is an example of a Pending Order affected by a price gap:

A Sell Stop order was set at 3293 and 3291, with a Take Profit (TP) level at 3289.

Due to a price gap in the Gold market during the morning session, the Sell Stop order was executed at 3287.48, which was below the TP level.

As a result, the TP was immediately triggered, and the position was closed at a loss, even though the TP was originally set to secure profit. This illustrates how Pending Orders and TP/SL levels can be impacted by sudden market gaps under volatile conditions.

Buy Side

The following is an example of a Buy Stop order affected by a price gap:

A Buy Stop order was placed at 1.2500, with a Take Profit (TP) level set at 1.2550.

Due to a sudden price gap following a news release, the next available price after the gap was 1.2562, which is above the TP level.

As a result, the Buy Stop order was executed at 1.2562, and the TP was immediately triggered, closing the position at a loss, even though the TP was originally intended to secure profit.

This scenario demonstrates how Buy Stop orders and Take Profit levels may be impacted by price gaps—particularly during high market volatility—resulting in instant loss due to execution above the TP level.

7. INTEREST / SWAP

An interest/swap rate is the overnight interest or rollover (earned or paid) for holding positions overnight in forex trading. Each trading instrument has its swap fee, which is calculated based on the volume used.

The interest/swap rate is subject to change depending on fluctuations in the country's primary interest rate and is calculated daily at the close of the New York market. Additionally, there is an additional swap of three times the average amount, which occurs every Wednesday to compensate for the swap fees on Saturdays and Sundays when the market is closed.

8. COMMISSION

A commission will be deducted from your Trading Account instantly once the Open Order is executed.

9. ADJUST ROLL-OVER

For customers with Free Swap Accounts, there is an Adj Roll Over Fee. This Roll Over Adj is a replacement fee for the Swap charged for Free Swap Accounts, and it is only applied to transactions that exist at the end of the month.

So, if there are no open positions from the end of the month to the beginning of the following month, this fee will not be charged. Hence, we recommend that for Free Swap accounts, you avoid holding positions at the end of the month.

(Average Spread x lot) + Commission

Study Case:

Open Sell EURUSD on November 30th at 1.13736 (1 lot)

Open Sell XAUUSD on the same day at 1222.85 (1 lot)

And then close on 01st December. So, Roll Over fee EURUSD :

$$(25 \times 1) + 30 = \$55$$

Roll Over fee XAUUSD :

$$(30 \times 1) + 30 = \$60$$

Standard Operating Procedure (SOP) for Debiting Adjust Roll Over

- The Adjust Roll Over fee will be deducted from your Free Margin at the end of the month, at the market close.
- If the funds available in Free Margin are insufficient, we will contact you to top up the required amount of funds.
- The top-up process takes up to 5-7 trading days.
- If you do not top up within that time period, the floating positions will be closed one by one (First in, First Out) until the funds available in your Free Margin are sufficient to cover the Adjust Roll Over fee.

Calculations may vary depending on market conditions and average spreads.

10. LEVERAGE

The forex market's main benefit is offering the highest leverage (lowest margin) among various financial products. This allows all traders to participate in the global market, which may not be possible in other financial worlds.

All accounts in Orbi Trade have a leverage of 1:200.

11. MARGIN REQUIREMENT

The Client is required to deposit and maintain the Initial Margin and/or Hedged Margin as determined by the Company at the time a position is opened. The Client must, at all times, maintain sufficient equity in their account to meet the applicable Margin Requirements, without any prior notice or demand from the Company.

It is the Client's responsibility to understand how margin is calculated and to ensure that their account contains adequate funds to meet ongoing margin obligations.

Margin Adjustments

The Company, in accordance with applicable regulations, reserves the right to increase or decrease margin requirements—for any client, on any open or new position—at its sole discretion, without prior notice.

Margin adjustments may be made immediately if the Company deems it necessary or appropriate, including but not limited to the following circumstances:

- a) An Event of Default occurs;
- b) There is a change in the relevant market or general financial conditions;
- c) Upcoming economic releases or market-moving news are expected;
- d) The Client changes their trading pattern in a way that increases risk exposure to the Company or any affiliated entity;
- e) The Client's exposure is overly concentrated in a specific currency pair or instrument, which may require additional margin to manage associated risk.

Client Responsibility

It is the Client's sole responsibility to monitor their account balance and ensure that there is sufficient equity at all times to meet Margin Requirements. The Company may:

- Reject any order if the account lacks sufficient margin;
- Delay the processing of any order while determining the account's margin status.

Margin Calculation by Instrument

The margin required to open or maintain a position may differ depending on the instrument class. Below is the formula for each:

- **Forex & Metals**
 $\text{Margin} = (\text{Initial Margin or Maintenance Margin or Hedge Margin}) \times \text{Lot} \div \text{Leverage}$
- **Indices, CLU (Crude Oil Futures), & Cryptocurrencies**
 $\text{Margin} = (\text{Initial Margin or Maintenance Margin or Hedge Margin}) \times \text{Lot}$
- **Commodities**
 $\text{Margin} = (\text{Initial Margin} \times \text{Lot}) \div \text{Leverage}$

Definitions:

- Initial Margin: The minimum required funds to open a position.
- Maintenance Margin: The minimum required funds to maintain an open position.
- Hedge Margin: The minimum required funds to lock an opposite position (hedging).

12. Initial Margin Before, During, and After Major News Releases (Dynamic Margin)

Please Note: To manage risk during periods of high market volatility, the Initial Margin Requirement to open a new position will be increased by three times (3x) during a specific window surrounding major news events.

This applies to the period:

- 1 hour before the release of a major economic news announcement,
- until 1 hour after the news release.

However, please note that the margin requirement to maintain existing positions remains unchanged.

Example:

- Under normal conditions, opening or maintaining 1 Lot XAUUSD with 1:200 leverage requires a Free Margin of \$500.
- Under the Dynamic Margin Rule, if a trader wishes to open a new position within the restricted 2-hour window (1 hour before and 1 hour after the news), the required Free Margin increases to \$1,500.
- Once the position is opened, the margin to maintain the position reverts to \$500 and is not affected by the rule.

Purpose of This Rule

This system is designed to protect both clients and the Company from excessive risk during periods of extreme market volatility. By requiring a larger Free Margin for new positions during high-impact news releases, the Company helps reduce the likelihood of forced liquidations and uncontrolled slippage.

This rule:

- Applies only to new positions opened during the specified timeframe;
- Does not affect existing open positions, including those placed well before the news period.

List of Major News Events Covered by This Rule:

No	News
1	FOMC
2	JOLTs Job Openings
3	GDP
4	Initial Jobless Claims
5	PPI
6	CPI
7	S&P Global US Manufacturing PMI
8	ISM Non-Manufacturing PMI
9	NFP
10	Core Retail Sales
11	ISM Manufacturing PMI
12	Crude Oil Inventories
13	Fed Chair Powell Speaks
14	Existing Home Sales

Notes: The above list of news events may be updated in the future if additional events are identified as having a significant market impact.

13. HEDGING

Hedging, also known as Locking, refers to the practice of opening two opposite trading positions (Buy and Sell) on the same currency pair or instrument. When a hedge position is active, the margin requirement is reduced to reflect the lower market risk. Specifically The margin requirement for each leg of the hedge is calculated at 50% of the standard margin requirement.

Example:

- You open a Buy (Long) position of 0.1 lot EUR/JPY
- At the same time, you open a Sell (Short) position of 0.1 lot EUR/JPY

Under normal conditions, the total margin requirement might be \$100, but in a hedged scenario, the combined margin requirement is reduced to \$50.

Important Warnings – BE AWARE:

While hedging may reduce initial margin requirements, it also carries significant risk, especially during volatile market conditions. Please take note of the following:

- Spread widening during high volatility (e.g., news events) can cause one leg of the hedge to incur increasing losses, while the opposite position may not provide enough equity to offset it.

- This imbalance may lead to a Stop Out if your equity falls below the minimum margin level.

Warranty Exclusion:

Pending Order Hedging using Buy Stop/limit and Sell Stop/limit orders or Market Execution within 1 hour before or after a major news release is not covered by the warranty system, regardless of whether one of the orders is later canceled.

This includes any strategy involving simultaneous placement of Buy Stop and Sell Stop orders (or a combination of one pending order and one market execution) intended to capture price movement during high-impact news events.

→ If any part of the hedge remains active during the 1-hour window before or after the news release, it will be considered ineligible for warranty claims.

Traders are advised to carefully evaluate risk exposure and avoid using hedging strategies during periods of heightened market volatility unless fully aware of the potential consequences.

14. MARGIN CALL

Metatrader5 will trigger a margin call when the margin level on the account reaches 100%. Margin levels can be found in the Trade tab menu in Metatrader5.

15. STOP OUT (AUTO-CUT) LEVEL

Whenever the margin level reaches 30%, Metatrader5 will automatically partially close all trade positions to avoid more significant losses.


If at any time the Equity falls below a 30% Margin Levels of the Necessary Margin, the Company has the right to close any, or all of the Client's Open Positions without the Client's consent or any prior Written Notice to him.

16. ROUTINE MAINTENANCE

To ensure your trading convenience, regular maintenance for the system running on Metatrader 5 will be conducted on the following schedule:


Monday to Friday

 23:55 – 00:05 GMT+2 (Meta Time)

 04:55 – 05:05 GMT+7 (WIB)

Sunday Maintenance Window

 03:00 – 05:00 GMT+2 (Meta Time)

 08:00 – 10:00 GMT+7 (WIB)

Important Note:

During Sunday maintenance, there will be a temporary suspension of Cryptocurrency trading. Crypto instruments will be unavailable for trading during this period. Clients are advised to monitor their positions accordingly and avoid placing or modifying trades involving cryptocurrencies during the stated maintenance times.

17. DORMANT ACCOUNT

Accounts that have remained unused for the past 180 days will be considered dormant and can no longer be used for trading and/or transaction purposes.

18. ARBITRAGE TRADING

ORBI TRADE does not allow arbitrage trading. Arbitrage trading is considered exploitation, a violation of trade laws, and would be unfair to clients. Therefore, arbitrage trading is strictly prohibited. ORBI TRADE reserves the right to revoke arbitrage transactions and/or prohibit clients who engage in arbitrage trading.

All parties fully understand that trade orders and trade details are generated by the program and not by ORBI TRADE. ORBI TRADE is not responsible for any program errors or malfunctions, including mechanical or communication line failures, system errors, pricing errors, freezing rates, data failures, or any cause beyond its control. The Client acknowledges that any orders executed during such conditions will be considered canceled.

19. SCALPING TRADING POLICY

To ensure fair trading and maintain system performance, ORBI TRADE implements specific limitations on high-frequency trading activities, particularly those associated with scalping strategies.

Scalping Limitations:

Each account is permitted to execute a maximum of 4 orders—whether opening or closing positions—within any 30-second time window.

How This Affects Your Transactions:**a) Market Execution Orders**

If you submit more than 4 Market Execution orders within a 30-second interval, any attempt to open additional positions will be rejected until the time window resets.

b) Pending Orders

If you place multiple Pending Orders (e.g., Buy Stop or Sell Stop) at the same price level or within close proximity, only 4 orders will be executed.

Any excess orders beyond the 4-limit threshold will be automatically canceled by the system.

Important Notes:

- These rules are enforced per account, not per instrument or per direction.
- The system applies the limit automatically to prevent excessive scalping activities that may impact platform stability or execution fairness.
- Traders are advised to structure their entry strategies accordingly and avoid placing high-frequency orders within short intervals.

20. GAP TRADING

During high-impact news events (e.g., Non-Farm Payroll), prices can move in rapid ticks—causing execution at unexpected levels.

With ORBI TRADE's Straight Through Processing (STP) system, all orders are routed directly to the Liquidity Provider and executed at the best available market price, similar to real-time exchange behavior (such as on the Indonesian Stock Exchange), and without requotes. However, execution must follow market prices, not the requested levels.

Execution Example: Buy Side (BUY STOP Affected by Gap)

- You place a BUY STOP order for Gold at 1270
- At the time of order placement, the market price is 1260
- A few minutes later, the price gaps up and jumps directly to 1275

Since there were no trades between 1270 and 1275, your order is executed at the first available price of 1275, not at 1270.

If you had placed a Take Profit (TP) at 1275, it would be immediately triggered, potentially resulting in:

- Zero gain, or
- A loss after spread and slippage, despite the intended TP level.

Execution Example: Sell Side (SELL STOP Affected by Gap)

- You place a SELL STOP order for Gold at 1270
- The market price at the time is 1280
- Due to volatility, the next available price is 1265, skipping 1270 entirely

Your order is then executed at 1265, and if a TP was placed at 1267, the trade would be instantly closed at a loss, even though TP was set for profit.

Applies to All Order Types

Gaps can affect various types of orders:

- Buy Limit
- Sell Limit
- Buy Stop
- Sell Stop

- Take Profit (TP)
- Stop Loss (SL)

Execution during gaps may occur at a price that does not appear on the chart, as liquidity may not exist at the requested level.

Risk Management Reminder

Market gaps can be a double-edged sword—resulting in either unexpected profits or immediate losses. As such, all traders are strongly advised to:

- Implement strict Money & Risk Management practices
- Avoid holding high-risk positions ahead of news releases
- Set realistic SL/TP levels with allowance for volatility
- Stay updated with the economic calendar to anticipate possible gaps

Trading responsibly during volatile periods is essential to becoming a consistently profitable trader.

21. LOT FLOATING POSITION

To promote disciplined trading and minimize the risk of overexposure, the Company enforces a strict limitation on floating positions as follows:

- The maximum total floating position per trader account is limited to 20 lots, regardless of the number of instruments traded.
- The maximum floating position per instrument (pair) is limited to 10 lots per trader.

This policy is implemented to prevent overtrading behavior and to protect clients from potential excessive losses that may result from holding oversized positions relative to their account balance.

Traders are advised to manage their exposure accordingly and ensure compliance with this rule. The Company reserves the right to reject new order placements or partially execute trades if the lot limitations are exceeded.

22. EXPERT ADVISOR (EA) USAGE REGULATIONS

The use of Expert Advisors (EA) on the Orbi Trade platform is not permitted during the 5 hours before or after high-impact news or events. This is because the entire warranty validation process is still manually conducted by our team to ensure optimal service quality. This policy aims to prioritize all clients who require warranty claims quickly and fairly.

Reasons for EA Usage Limitations: It has been observed that during volatile market conditions, especially during periods of high-impact news or events, there is an increase in cases of EA errors caused by the devices themselves rather than the brokerage system. Because this can disrupt the trading experience of other clients and hinder the warranty claim process, this limitation policy is necessary.

Adjustment of EA Usage: Users can resume using their EA once the market conditions return to neutral and stable. Users are expected to understand that this policy aims to protect the interests and trading experience of all clients.

Violation Sanctions: Violation of this policy may result in sanctions, including access restrictions (Trading Reject) or account suspension. We expect cooperation from all users to adhere to these regulations for the common interest and better trading convenience.

We appreciate the understanding and cooperation of all users in maintaining the integrity and service quality of trading on the Orbi Trade platform.

23. LIST OF MAJOR NEWS

The following is the list of its major news:

No	News	Currency
1	ISM Manufacturing PMI	USD
2	JOLTS Job Openings	USD
3	FOMC Meeting Minutes	USD
4	German Prelim CPI	EUR
5	Non-Farm Payroll	USD
6	ADP Non-Farm Employment Change	USD
7	Unemployment Claims	USD
8	Average Hourly Earnings	USD
9	Unemployment Rate	USD
10	Initial Jobless Claims	USD
11	BOE Gov Bailey Speaks	GBP
12	Core CPI	USD
13	GDP	USD
14	Core PPI	GBP
15	Claimant Count Change	GBP
16	Empire State Manufacturing Index	USD
17	Core Retail Sales m/m	USD
18	Prelim UoM Consumer Sentiment	USD
19	French Flash Manufacturing PMI	EUR
20	French Flash Services PMI	EUR
21	German Flash Manufacturing	EUR
22	Flash Manufacturing PMI	GBP
23	Main Refinancing Rate	EUR

24	Monetary Policy Statement	EUR
25	Advance GDP	USD
26	ECB Press Conference	EUR
27	Core PCE Price Index	USD
28	CB Consumer Confidence	USD
29	Federal Funds Rate	USD

24. CONTINUOUS CONTRACTS

Product Index Rolling Contracts:

- NQ100 (US100): Nasdaq
- DJ30 (US30): Dow Jones
- SP500 (US500): S&P 500
- CLU : OIL

Effective Date:

- US Indices (NQ100, DJ30, SP500): Active from December 20, 2024 (After Closing Market on December 19, 2024)
- CLU OIL: Active from January 21, 2025 (After Closing Market on January 20, 2025)

Starting from the effective dates, these products will use rolling contracts (Continuous Contracts). When the contract expires, positions do not need to be closed. They can remain floating to the next contract, subject to additional commission fees and Adjust Rollover fees.

Additional Fees and Adjustments:

- Additional Commission Fee: A commission fee will be charged based on the lot size during the rollover process.
- Adjust Rollover Fee: Ensures Profit & Loss (P&L) is adjusted to match the new contract pricing. The adjustment can be positive or negative depending on the position and market price changes.

Example:

Scenario:

A trader holds a Sell position on US100 with 0.1 lots at an old price of 21,737.00 , resulting in a P&L of -3004. At the time of rollover, the new contract price is 21,361.50 resulting in a new P&L of -2796.

Commission charged: -\$3 (based on lot size).

Calculation:

Adjust Rollover = Old P&L - New P&L – Commission

Adjust Rollover = $-3004 - (-2796) - 3 = -211$ USD.

Result: The trader's position remains open, with an adjust rollover fee of -211 USD applied to the account. The P&L calculation continues based on the new contract price.

Before the contract transitions, clients will be able to view reference new contract prices that may apply. This allows clients to prepare adequate margins to mitigate potential price changes affecting the Profit & Loss of floating transactions. In the event of a Stopout caused by price changes due to contract rolling, this is considered a trading risk that clients must bear.

Therefore, we encourage you to prepare your margin and manage your trading finances carefully.

Part 5: SETTLEMENT REQUIREMENT

1. Deposits & Withdrawals Policy

By trading with ORBI TRADE, the client hereby agrees that the Indonesian Bank Accounts and USDT E-Wallets provided by ORBI TRADE are to be used solely as transit accounts, not as main holding or escrow accounts. These transit accounts serve only as intermediary channels for deposit and withdrawal processing purposes, and funds should not be considered stored, saved, or managed long-term in these accounts.

The official transit accounts are as follows:

- **Bank Central Asia (BCA)**
Account Name: PT. ORBI TRADE PLATINUM
Account Number: 0827993399
- **Bank Mandiri**
Account Name: PT. ORBI TRADE PLATINUM
Account Number: 1190009703297
- **Bank Rakyat Indonesia (BRI)**
Account Name: PT. ORBI TRADE PLATINUM
Account Number: 023001004470305
- **Bank Negara Indonesia (BNI)**
Account Name: PT ORBI TRADE PLATINUM
Account Number: 8552222223

ORBI TRADE has implemented a strict policy regarding account deposits and withdrawals, as outlined below:

- a) The bank account data used for deposits or withdrawals must match the information registered in the Investor Management System (IMS).
- b) The deposit or withdrawal process will only be approved if the source or destination account is registered under the same name as the trading account, including a matching ID card and bank account details in the IMS.
- c) If a trader makes a deposit or top-up using a bank cash deposit, it is mandatory to confirm the transaction via live chat support, WhatsApp client care, or their assigned trading coach.
- d) Bank account changes can only be processed if the new bank account information exactly matches the details registered in the Investor Management System (IMS). The request must be sent via email using the registered email address in IMS.

2. Rules for Recipients of Funds from Erroneous Transfers

If a client receives funds from a transfer that are not legally theirs, they must return them. As a penalty, someone who willfully approves funds from a transfer that is not legally theirs may face jail or a fine. This is in accordance with the provisions of Article 85 of Law Number 3/2011, which states, 'Anyone who intentionally appropriates and acknowledges their own funds from a transfer that they know or should know is not rightfully theirs shall be subject to imprisonment for a maximum of 5 years or a fine

of up to Rp 5 billion.' Furthermore, Article 88 of Law Number 3/2011 also states that the possession of funds from an unauthorized transfer may result in the obligation to return the funds along with interest, penalties, or compensation to the aggrieved party.

3. Exchange Rate for Deposits and Withdrawals

The Deposit & Withdrawal Exchange Rate refers to a single rate, which is the average USD/IDR value at 03:30 GMT+2 (08:30 WIB) on the relevant day at Bank Central Asia. (For example, if the buying-selling rate on that day is 15,100 - 15,200, the Deposit & Withdrawal Exchange Rate is 15,150).

Please be aware that the exchange rate can change on a daily basis, which can affect the value of your Deposit & Withdrawal transactions.

4. Internal Transfer

The Internal Transfer feature is to Transfer Funds between your trading account in ORBI TRADE. Internal Transfers between your trading accounts can only be done under the following conditions:

- a) Dollar Rates will be the same as the previous account (Fixed or Floating Rate)
- b) Transferred funds will be counted as your Free Margin in a new account
- c) Internal transfer to a new account must meet the minimum deposit requirement for the new account

Notes: Beware of using Internal Transfer with running/floating orders, make sure your margin level still in a good condition to avoid Margin Call.

5. Deposit & Withdrawal Using USDT

By agreeing to the following trading rules, the Client confirms that they understand and accept all procedures and policies related to USDT (Tether) deposits and withdrawals at Orbi Trade:

- a) **Standard Transfer Requirement**
Clients must ensure they send a sufficient amount to cover all network/coin transaction fees. Only standard transfer methods are accepted. Do not use special functions, contracts, or smart contract types for sending payments.
- b) **Payment Initiation**
Payments must be made using your personal crypto wallet or exchange platform. Please copy and paste the wallet address and the exact amount provided by Orbi Trade into your wallet interface.
- c) **Blockchain Confirmation**
After sending the payment, please check the transaction status via the provided status page. Once the payment has received the required number of confirmations on the blockchain, it will be marked as completed, and Orbi Trade will be notified. Confirmation typically takes 10–45 minutes, depending on the network's block time and congestion. The status page will remain available for 30 days for your reference.

d) Partial Payment Handling

If you send less than the requested amount, you may send the remaining balance separately. Orbi Trade will combine the transactions automatically.

Please note that if payment is not completed before the countdown timer reaches 00:00, the deposit request will be automatically canceled by the system.

e) Overpayment Policy

If you send more than the requested amount, only the requested amount will be credited to your trading account.

Any excess funds may be refunded upon request, subject to a refund processing fee of 100 TRX.

f) Source of Withdrawal

Withdrawals can only be requested from available free margin, not tied to any open trading positions.

g) Minimum Withdrawal

Please note that the minimum amount required for withdrawals using USDT is \$50. Withdrawal requests below this amount cannot be processed.

h) Invalid or Incomplete Deposits

Deposits that are underpaid or fail to match the requested amount can be refunded, subject to a 100 TRX refund fee.

If no refund request is made within 30 days, the excess or unclaimed funds will be forfeited and non-recoverable.

i) Refund Processing Time

Refunds will be processed within a maximum of 2 x 24 business hours upon receiving a valid request.

j) ADDITIONAL NOTES: How to Check the Value of 1 TRON (TRX):

Use real-time crypto price tracking sites such as CoinMarketCap, CoinGecko, or Binance. Or, simply type "TRX to IDR" or "TRX to USD" in Google for an instant result. You may also use your preferred exchange platform (Indodax, Tokocrypto, etc.) to check the current TRX price.

For your convenience, please refer to the video tutorials below to guide you through the deposit and withdrawal process using USDT:

- **USDT Deposit Tutorial** : <https://bit.ly/depositflowusdt>
- **USDT Withdrawal Tutorial** : <https://bit.ly/wdflowusingusdt>

Part 6: TRADING INSTRUMENT & DETAILS

1. FOREX

Forex trading involves buying and/or selling one foreign currency against another. The Forex market has a turnover of more than 4 trillion dollars a day and is available for trading almost 24 hours a day.

Contract specification:

PRODUCT	CONTRACT SIZE	LEVERAGE 1:200		
		SPREAD START FROM / PIPETTE	MAX SPREAD / PIPETTE	MARGIN REQUIREMENT (0.1 Lot)
AUDJPY	\$100,000	21	84	\$50
AUDCAD	\$100,000	24	96	\$50
AUDCHF	\$100,000	24	96	\$50
AUDNZD	\$100,000	23	92	\$50
AUDUSD	\$100,000	10	40	\$50
CADJPY	\$100,000	28	112	\$50
CHFJPY	\$100,000	24	96	\$50
EURAUD	\$100,000	25	100	\$50
EURCAD	\$100,000	29	116	\$50
EURCHF	\$100,000	22	88	\$50
EURGBP	\$100,000	15	60	\$100
EURJPY	\$100,000	17	68	\$50
EURNZD	\$100,000	36	144	\$50
EURUSD	\$100,000	10	40	\$50
GBPAUD	\$100,000	30	120	\$100
GBPCAD	\$100,000	30	120	\$100

GBPJPY	\$100,000	28	112	\$100
GBPNZD	\$100,000	46	184	\$100
GBPUSD	\$100,000	12	48	\$100
NZDJPY	\$100,000	22	88	\$50
NZDUSD	\$100,000	18	72	\$50
USDCAD	\$100,000	13	52	\$50
USDCHF	\$100,000	15	60	\$100
USDJPY	\$100,000	10	40	\$50

Notes:

If you experience trading positions with a widening of spread / slippage exceeding the limit mentioned above, please report it to us, and you will be reimbursed for the difference in losses.

Detailed information regarding the Maximum Spread During News, please refer to the attached Warranty Algorithm document.

TRADING HOURS

Session	Quotes	Trade
Sunday	23:05-24:00	23:12-24:00
Monday	00:00-23.00, 23:05-24:00	00:00-23.00, 23:12-24:00
Tuesday	00:00-23.00, 23:05-24:00	00:00-23.00, 23:12-24:00
Wednesday	00:00-23.00, 23:05-24:00	00:00-23.00, 23:12-24:00
Thursday	00:00-23.00, 23:05-24:00	00:00-23.00, 23:12-24:00
Friday	00:00-22:55	00:00-22:55
Saturday	Off	Off

Note:

- **DST On (Daily Maintenance Starts 1 Hour Earlier)**
Quote & Trade Forex 23:05 - 22:55 (Meta Time) Quote & Trade starts from Sunday 23:05 (Meta Time)
- **DST Off (Daily Maintenance Normal)**

Quote & Trade Forex 00:05 - 23:55 (Meta Time) Quote & Trade starts from Monday 00:05 (Meta Time)

- DAYLIGHT SAVING TIME**

Quote & Trade Forex Monday – Thursday at 00:05 – 24:00 (Meta Time) Quote & Trade Forex Friday at 00:00 – 23:55 (Meta Time)

FOREX CLOSE ONLY REGULATION:

For all Forex pairs, one hour before the market closes until one hour after the market opens is designated only for closing existing positions (Close Only).

PROFIT/LOSS CALCULATION:

AUDUSD; EURUSD; GBPUSD; NZDUSD $(\text{Sell} - \text{Buy}) \times \text{Lot} \times \text{Contract Size}$	USDCAD; USDCHF; USDJPY $\frac{(\text{Sell} - \text{Buy}) \times \text{Lot} \times \text{Contract Size}}{\text{Closing Price}}$
AUDCAD; EURCAD; GBPCAD $\frac{(\text{Sell} - \text{Buy}) \times \text{Lot} \times \text{Contract Size}}{\text{USDCAD}}$	EURAUD; GBPAUD $(\text{Sell} - \text{Buy}) \times \text{Lot} \times \text{Contract Size} \times \text{AUDUSD}$
AUDCHF; EURCHF $\frac{(\text{Sell} - \text{Buy}) \times \text{Lot} \times \text{Contract Size}}{\text{USDCHF}}$	EURGBP $(\text{Sell} - \text{Buy}) \times \text{Lot} \times \text{Contract Size} \times \text{GBPUSD}$
AUDNZD; EURNZD; GBPNZD $(\text{Sell} - \text{Buy}) \times \text{Lot} \times \text{Contract Size} \times \text{NZDUSD}$	AUDJPY; CHFJPY; CADJPY; EURJPY; GBPJPY; NZDJPY $\frac{(\text{Sell} - \text{Buy}) \times \text{Lot} \times \text{Contract Size}}{\text{USDJPY}}$

Notes : Closing Price: The closing price (bid or ask) for the following pair.

SWAP CALCULATION: MAJOR CURRENCY

AUDUSD; EURUSD; GBPUSD; NZDUSD

$(\text{EOD Price} \times \text{Lot} \times \text{Contract Size} \times \text{Long_Short}) / 100 / 360$

USDCAD; USDCHF; USDJPY

$(\text{EOD Price} \times \text{Lot} \times \text{Contract Size} \times \text{Long_Short}) / 100 / 360 / (\text{EOD Price Major Currency, with Base currency USD})$

SWAP CALCULATION: CROSS RATE

AUDJPY; CADJPY; CHFJPY; EURJPY; GBPJPY; NZDJPY; USDJPY; AUDCHF; EURCHF; AUDCAD; EURCAD; GBPCAD

$(\text{EOD Price} \times \text{Lot} \times \text{Contract Size} \times \text{Long_Short}) / 100 / 360 / (\text{EOD Price Major Currency, with Base currency USD})$

EURAUD; GBPAUD; EURGBP; AUDNZD; GBPNZD

$(\text{EOD Price} \times \text{Lot} \times \text{Contract Size} \times \text{Long_Short}) / 100 / 360 \times (\text{EOD Price Major Currency, with quote currency USD})$

Notes:

- a) 3 Days Swap is charged every Wednesday; trading positions placed on Wednesdays will be counted as three swap days to cover the swaps for Saturday & Sunday.
- b) EOD = End Of The Day
- c) Forex Pair = Base Currency / Quote Currency

2. COMMODITY & METALS

ORBI TRADE offers spot contracts in Gold/XAUUSD (LLG), Silver/XAGUSD, Crude Oil/CL (WTI) and others commodities via the MetaTrader 5 platform.

Contract specification:

PRODUCT	CONTRACT SIZE	LEVERAGE 1:200		
		SPREAD START FROM / PIPETTE	MAX SPREAD /PIPETTE	MARGIN REQUIREMENT (0.1 Lot)
XAUUSD	\$100	45	85	\$50
XAGUSD	\$1,000	5	10	\$50
CLU	\$ 1,000	7	14	\$200
WHEAT	\$100	128	256	*
NGAS	\$10,000	14	28	*
SOYBEAN	\$100	134	268	*

*Wheat, Ngas, Soybean margin requirement depends on entry prices Calculation: (Lot x Contract Size x Open Price / Leverage)

Notes:

If you experience trading positions with a widening of spread / slippage exceeding the limit mentioned above, please report it to us, and you will be reimbursed for the difference in losses.

Detailed information regarding the Maximum Spread During News, please refer to the attached Warranty Algorithm document.

XAUUSD TRADING HOURS

Session	Quotes	Trade
Sunday	OFF	OFF
Monday	00:00-22:55	00:05-22:55
Tuesday	00:00-22:55	00:05-22:55
Wednesday	00:00-22:55	00:05-22:55
Thursday	00:00-22:55	00:05-22:55
Friday	00:00-22:55	00:05-22:55
Saturday	OFF	OFF

Note:

- **DST On (Daily Maintenance Starts 1 hour earlier)**
Quote & Trade LLG 00:05 - 22:55 (Meta Time). Quote & Trade starts from Sunday 23:05 (Meta Time).
- **DST Off (Daily Maintenance Normal)**
Quote & Trade LLG 01:05 - 23:55 (Meta Time)
Quote & Trade starts from Monday 00:05 (Meta Time)
- **DAYLIGHT SAVING TIME**
Quote & Trade LLG Monday – Friday at 01:00 – 23:55 (Meta Time)

XAGUSD TRADING HOURS

Session	Quotes	Trade
Monday	00:00-21:55	00:05-21:55
Tuesday	00:00-21:55	00:05-21:55
Wednesday	00:00-21:55	00:05-21:55
Thursday	00:00-21:55	00:05-21:55
Friday	00:00-21:55	00:05-21:55
Saturday –Sunday	OFF	OFF

OIL TRADING HOURS

Session	Quotes	Trade
Monday	00:00-21:55	00:05-21:55
Tuesday	00:00-21:55	00:05-21:55
Wednesday	00:00-21:55	00:05-21:55
Thursday	00:00-21:55	00:05-21:55
Friday	00:00-21:55	00:05-21:55
Saturday -Sunday	OFF	OFF

WHEAT TRADING HOURS

Session	Quotes	Trade
Monday	02:00-14:45, 15:30-20:00	02:05-14:45, 15:35-20:00
Tuesday	02:00-14:45, 15:30-20:00	02:05-14:45, 15:35-20:00
Wednesday	02:00-14:45, 15:30-20:00	02:05-14:45, 15:35-20:00
Thursday	02:00-14:45, 15:30-20:00	02:05-14:45, 15:35-20:00
Friday	02:00-14:45, 15:30-20:00	02:05-14:45, 15:35-20:00
Saturday – Sunday	OFF	OFF

NGAS TRADING HOURS

Session	Quotes	Trade
Monday	00:00-23:00	00:05-23:00
Tuesday	00:00-23:00	00:05-23:00
Wednesday	00:00-23:00	00:05-23:00
Thursday	00:00-23:00	00:05-23:00
Friday	00:00-22:00	00:05-23:00
Saturday – Sunday	OFF	OFF

SOYBEAN TRADING HOURS

Session	Quotes	Trade
Monday	02:00-14:45, 15:30-20:00	02:05-14:45, 15:35-20:00
Tuesday	02:00-14:45, 15:30-20:00	02:05-14:45, 15:35-20:00
Wednesday	02:00-14:45, 15:30-20:00	02:05-14:45, 15:35-20:00
Thursday	02:00-14:45, 15:30-20:00	02:05-14:45, 15:35-20:00
Friday	02:00-14:45, 15:30-20:00	02:05-14:45, 15:35-20:00
Saturday – Sunday	OFF	OFF

Notes:

The time zone is MetaTrader Time (UTC+2).

PROFIT/LOSS CALCULATION:

- XAUUSD : (Sell - Buy) x Lot x Contract Size
- XAGUSD : (Sell - Buy) x Lot x Contract Size
- OIL / CLU : (Sell - Buy) x Lot x Tick Value / Tick Size)
- WHEAT : (SELL-BUY) x Lot x Contract Size
- NGAS : (SELL-BUY) x Lot x Contract Size
- SOYBEAN : (SELL-BUY) x Lot x Contract Size

SWAP CALCULATION:

- XAUUSD : (Settle price x Lot x Contract Size x Long or short /100)/360
- XAGUSD : (Settle price x Lot x Contract Size x Long or short /100)/360
- OIL / CLU : No Swap
- WHEAT : (Settle price x Lot x Contract Size x Long or short /100)/360
- NGAS : (Settle price x Lot x Contract Size x Long or short /100)/360
- SOYBEAN : (Settle price x Lot x Contract Size x Long or short /100)/360

EXPIRED CONTRACT:

- XAUUSD : No Expiration Date
- XAGUSD : No Expiration Date
- OIL / CLU : Continuous / Rolling Contract
- WHEAT : Every February, April, June, August & November
- NGAS : Every month on the 20th of date
- SOYBEAN : Every February, April, June, October & December

Notes: Notifications will be sent to your MetaTrader 5 mailbox, so make sure you read every notification forwarded to your MetaTrader 5 mailbox. The message will be sent under the following conditions:

H – 7 : Notification of the start date for the new contract.

H – 3/4 : Notification of the expiration of the old contract and the closure of new positions for it.

H : Warning to terminate positions in the old contract; failure to do so will result in automatic termination.

3. CFD STOCKS INDEX

Contracts for Difference (CFDs) are specialized and popular Over-The-Counter (OTC) financial products that make it possible to quickly take a wide range of market positions across various financial markets such as Dow Jones, NASDAQ, and S&P 500.

Contract specification:

PRODUCT	CONTRACT SIZE	LEVERAGE 1:200		
		SPREAD START FROM / PIPETTE	MAX SPREAD / PIPETTE	MARGIN REQUIREMENT (0.1 Lot)
NASDAQ(US100)	\$20	175	350	\$300
S&P 500(US500)	\$20	100	200	\$300
DOW JONES(US30)	\$ 10	11	22	\$300

Notes:

If you experience trading positions with a widening of spread / slippage exceeding the limit mentioned above, please report it to us, and you will be reimbursed for the difference in losses.

Detailed information regarding the Maximum Spread During News, please refer to the attached Warranty Algorithm document.

TRADING HOURS

PRODUCT	DAY TRADING	Quotes	Trade
NASDAQ(US100)	MONDAY -FRIDAY	00:00-21:55	00:05-21:55
S&P 500(US500)	MONDAY -FRIDAY	00:00-21:55	00:05-21:55
DOW JONES (US30)	MONDAY - FRIDAY	00:00-21:55	00:05-21:55

Notes: The time zone is MetaTrader Time (UTC+2).

PROFIT/LOSS CALCULATION: (Sell - Buy) x Lot x Tick Price / Tick Size

SWAP CALCULATION: No Swap

EXPIRED CONTRACT : Continuous / Rolling contracts

Note: Notifications will be sent to your MetaTrader 5 mailbox; please make sure to read every notification forwarded to your MetaTrader 5 mailbox. The messages will be sent under the following conditions:

H – 7 : Notification of the start date for the new contract.

H – ¾ : Notification of the expiration of the old contract and the closure of new positions for it.

H : Warning to terminate positions in the old contract; failure to do so will result in automatic termination.

4. CRYPTOCURRENCY

Contract specification:

PRODUCT	CONTRACT SIZE	EXECUTION	PENDING ORDER/ SL / TP
ADAUSD	50000	By Market	Good Till Cancelled
AVEUSD	100	By Market	Good Till Cancelled
BNBUSD	100	By Market	Good Till Cancelled
BTCUSD	1	By Market	Good Till Cancelled
DOGUSD	100000	By Market	Good Till Cancelled
DOTUSD	1000	By Market	Good Till Cancelled
ETHEUSD	10	By Market	Good Till Cancelled
LTCUSD	300	By Market	Good Till Cancelled
XMRUSD	100	By Market	Good Till Cancelled
XRPUSD	30000	By Market	Good Till Cancelled

Notes :

The price movement tolerance that can be used to open/close positions when the price freezes is the next 15 seconds; if it takes more than that, the request for open/close positions will be rejected with an "Off Quotes" notification.

PRODUCT	SWAP LONG	SWAP SHORT	INITIAL MARGIN	MAINTENANCE MARGIN	HEDGE MARGIN
ADAUSD	-29	-29	\$4,500	\$4,500	\$4,500
AVEUSD	-96	-96	\$4,500	\$4,500	\$4,500
BNBUSD	-27	-27	\$4,500	\$4,500	\$4,500
BTCUSD	-19	-19	\$4,500	\$4,500	\$4,500
DOGUSD	-63	-63	\$4,500	\$4,500	\$4,500
DOTUSD	-110	-110	\$4,500	\$4,500	\$4,500
ETHEUSD	-36	-36	\$5,500	\$5,500	\$5,500
LTCUSD	-42	-42	\$4,500	\$4,500	\$4,500
XMRUSD	-74	-74	\$4,500	\$4,500	\$4,500
XRPUSD	-57	-57	\$4,500	\$4,500	\$4,500

Spread widening can occur when market volatility increases.

The following is the Maximum Spread at Orbi Trade International Broker:

PRODUCT	SPREAD START FROM / PIPETTE	MAX SPREAD /PIPETTE
ADAUSD	4	8
AVEUSD	15	30
BNBUSD	13	26
BTCUSD	553	1106
DOGUSD	2	4
DOTUSD	50	100
ETHEUSD	47	94
LTCUSD	7	14
XMRUSD	15	30
XRPUSD	5.1	10

Note:

If you experience trading positions with a widening of spread / slippage exceeding the limit mentioned above, please report it to us, and you will be reimbursed for the difference in losses.

Detailed information regarding the Maximum Spread During News, please refer to the attached Warranty Algorithm document.

TRADING HOURS

DAY	QUOTE	TRADE	BREAK FOR MAINTENANCE
Monday	00:00-01:15, 01:20-24:00	00:05-01:15, 01:25-24:00	01:15 – 01:20
Tuesday	00:00-01:15, 01:20-24:00	00:05-01:15, 01:25-24:00	01:15 – 01:20
Wednesday	00:00-01:15, 01:20-24:00	00:05-01:15, 01:25-24:00	01:15 – 01:20
Thursday	00:00-01:15, 01:20-24:00	00:05-01:15, 01:25-24:00	01:15 – 01:20
Friday	00:00-01:15, 01:20-24:00	00:05-01:15, 01:25-24:00	01:15 – 01:20
Saturday	00:00-01:15, 01:20-24:00	00:05-01:15, 01:25-24:00	01:15 – 01:20
Sunday	00:00-01:15, 01:20-02:55, 05:05-24:00	00:05-01:15, 01:25-02:55, 05:10-24:00	01:15 – 01:25; 03.00 – 05.00

Notes :

The time used is UTC+2.

CRYPTOCURRENCY PROFIT/LOSS CALCULATION:

(SELL-BUY) x Lot x Contract Size

MARGIN CALCULATION:

Lot x Maintenance Margin

SWAP CALCULATION:

(Current Price (EOD) x Lot x Contract Size * Long or Short /100) / 365

ACCOUNT TYPE:

1. Recreation
2. Profesional
3. Signature

Notes :

Current Price (End of Day).

Part 7: DISCLOSURE STATEMENT

1. Futures Trading involves VERY HIGH RISK and may not be suitable for everyone. Please ensure that you FULLY UNDERSTAND THE RISKS before trading.
2. Futures Trading is a leveraged financial product and may result in LOSSES EXCEEDING your initial deposit. Traders must be prepared to LOSE ALL FUNDS during trading.
3. There will be NO FIXED INCOME in Futures Trading.
4. If you are a BEGINNER, we recommend studying the transaction mechanism. FUTURE TRADING requires special knowledge and understanding.
5. ALL TRANSACTIONS MUST BE DONE BY THE TRADER ALONE. All risks that arise as a result of transactions will be fully the responsibility of the Trader.
6. User ID and password are PERSONAL AND CONFIDENTIAL. You are responsible for their use and should not share them with others, especially Futures Broker and Futures Broker Employees.
7. You are entitled to receive a REPORT ON THE TRANSACTIONS that you have made. You have 1x 24 hours (Open Position) and 2 x 24 hours (Close position) to request warranty. For transactions that HAVE BEEN COMPLETED (DONE/SETTLED), YOU CAN CHECK through the customer transaction information system to ensure that your transaction has been registered with the Futures Clearing House.

Part 8: DOCUMENTS NOTIFICATION OF RISKS TO BE SUBMITTED BY FUTURES BROKER FOR DERIVATIVE CONTRACT TRANSACTIONS IN CFD TRADING SYSTEMS

The purpose of this document is to inform you about the possibility of significant loss or profit when trading derivative contracts in a CFD trading system. Therefore, you must carefully consider your financial condition before making any transactions.

1. **Trading derivative contracts in an alternative trading system may not be suitable for all investors.** You can incur substantial losses in a short period. The amount of money lost may exceed the initial margin you deposited with your futures broker. You could lose all of your margin and additional funds placed with the futures broker to maintain derivative contract positions in your CFD trading systems.
2. **Derivative contract trading in a CFD trading system involves risks and can result in unlimited potential losses, which can far exceed the deposited margin.**
3. **Be cautious of promises suggesting you can achieve significant profits from trading derivative contracts in CFD trading systems.** While such trading can lead to substantial and rapid profits, it is also uncertain and can result in significant losses. Like other financial products, there is no guarantee of a "sure profit."
4. **Due to the leverage mechanism and the nature of derivative contract transactions in CFD trading systems, losses can occur rapidly.** Profits and losses from transactions will be credited or debited to your account immediately, at the latest daily. If the market moves against your derivative contracts in the CFD trading system, meaning contrary to your position, you may be required to add funds to meet margin obligations to your futures broker. If your account balance falls below the minimum margin set by the futures clearing house or futures broker, your position may be liquidated at a loss, and you will be responsible for settling any deficit in your account.
5. **Under certain circumstances, it may be difficult or impossible to liquidate a position.** Generally, you need to take the opposite position (offset) to liquidate a position in a derivative contract in the CFD trading system. If you are unable to liquidate a derivative contract position in the CFD trading system, you cannot realize a profit on the value of the position or prevent higher losses. The possibility of not being able to liquidate may arise due to unusual trading activities in derivative contracts or the underlying assets, or system malfunctions occurring at futures brokers participating in alternative trading systems or implementing them. Even if you were able to liquidate the position, you may be forced.
6. **In certain market circumstances, managing the risk of an open position on a derivative contract in the CFD trading system by opening a position with the same value but opposite positions in different month contracts, markets, or different "subjects of derivative contracts in CFD trading systems" may be difficult or impossible.**

The possibility of not being able to take a position to limit arising risks may occur, for example, if trading is halted on a different market due to unusual trading activity in derivative contracts in the alternative trading system or "derivative contracts in the CFD trading system."

7. **Information system failures can lead to losses. The impact of losses can be even greater if the futures broker managing your position lacks a backup information system or proper procedures.** Like any financial transaction, you may suffer losses if the mandate to carry out derivative contract transactions in the CFD trading system cannot be executed due to system failures at the Futures Exchange, traders operating the CFD trading system, or systems at Futures Brokers participating in the CFD trading system that manage your position. Your losses may be further amplified if the Futures Broker managing your position lacks a backup information system or proper procedures.
8. **All derivative contracts in the CFD trading system carry risks, and no trading strategy can guarantee the elimination of these risks.** Strategies using a combination of positions such as spreads can be as risky as long or short positions. Engaging in futures trading requires knowledge of derivative contracts in the CFD trading system and the futures market.
9. **Day trading strategies in derivative contracts for CFD trading systems and other products come with special risks.** Like in other financial products, individuals wishing to buy or sell derivative contracts in the same CFD trading system on the same day to benefit from price changes ("day traders") will be exposed to certain risks, including high commissions, exposure to leverage, and competition from professional traders. Before engaging in day trading, you must understand the risks and possess sufficient experience.
10. **Setting conditional mandates, such as liquidating derivative contracts in the alternative trading system under certain conditions to limit losses (stop loss), may not always restrict your losses to a specific amount.** These conditional orders may not be executed due to market conditions that make it impossible to liquidate derivative contracts in the CFD trading system.
11. **Before entering into derivative contract transactions in the alternative trading system, it is essential to read carefully and understand the trust agreement with your futures broker.**
12. **This statement cannot contain all the detailed risks or other important aspects of futures trading. Therefore, you must carefully study futures trading activities before deciding to make a transactions.**

Part 9: AGREEMENT

This Agreement constitutes the entire Agreement between the Parties and supersedes any prior agreement, understanding, or arrangement between the Parties relating to the subject.

By reading these trading rules, you agree to regularly check your email, mailbox, and notifications for updates on contracts and trading rules. You also acknowledge and accept that any changes communicated through these channels shall be deemed effective and binding upon you. Failure to comply with this obligation does not exempt you from the terms and conditions outlined in this Agreement or its amendments.

Any misunderstanding or negligence in reading notifications is not the responsibility of Orbi Trade.

By agreeing to these terms, you confirm that you have read, understood, and accepted all conditions outlined in this Agreement.



ORBI TRADE

WARRANTY ALGORITHM

August 01st 2025, 01.00 AM (UTC+2)



+1 737 232 2299



+62 8 111 717 999



support@orbitrades.com

WHAT WILL GUARANTEED OF?

PRICES SLIPPAGE

The DONE PRICE will be significantly different from the requested price.

Possible Impacts:

- The discrepancy between the expected profit/loss and the actual profit/loss obtained.

WIDENING SPREAD

The difference between bid and ask prices is getting bigger

Possible Impacts:

- Pending Order/SL was done at a price that was not yet shown on the chart
- Pending Order/TP was not done, even though the price has reached the TP price

SYSTEM ERROR

Prices Freeze

Unable to login Mt5 Account

Possible Impacts:

- Unable to close the floating position

Don't worry!
If this happens to you, Orbi Trade will compensate for you

MAXIMUM SPREAD

No	Instrument	Pair	Normal Spread	Maximum Spread	Maximum Spread During News
1	Commodity	XAUUSD	45	85	170
2	Commodity	XAGUSD	5	10	10
3	Commodity	CLU	7	14	14
4	Commodity	WHEAT	128	256	256
5	Commodity	SOYBEAN	134	268	268
6	Commodity	NATGAS	14	28	28
7	Cryptocurrency	ADAUSD	4	8	8
8	Cryptocurrency	AVEUSD	15	30	30
9	Cryptocurrency	BNBUSD	13	26	26
10	Cryptocurrency	BTCUSD	553	1106	1106
11	Cryptocurrency	DOGUSD	2	4	4
12	Cryptocurrency	DOTUSD	50	100	100
13	Cryptocurrency	ETHEUSD	47	94	94
14	Cryptocurrency	LTCUSD	7	14	14
15	Cryptocurrency	XMRUSD	15	30	30
16	Cryptocurrency	XRPUSD	5.1	10	10
17	Forex	AUDCAD	24	96	384
18	Forex	AUDCHF	24	96	384
19	Forex	AUDJPY	21	84	336
20	Forex	AUDNZD	23	92	368
21	Forex	AUDUSD	10	40	160
22	Forex	CADJPY	28	112	448
23	Forex	CHFJPY	24	96	384
24	Forex	EURAUD	25	100	400
25	Forex	EURCAD	29	116	464
26	Forex	EURCHF	22	88	352
27	Forex	EURGBP	15	60	240
28	Forex	EURJPY	17	68	272
29	Forex	EURNZD	36	144	576
30	Forex	EURUSD	10	40	160
31	Forex	GBPAUD	30	120	480
32	Forex	GBPCAD	30	120	480
33	Forex	GBPJPY	28	112	448
34	Forex	GBPNZD	46	184	736
35	Forex	GBPUSD	12	48	192
36	Forex	NZDJPY	22	88	352

MAXIMUM SPREAD

No	Instrument	Pair	Normal Spread	Maximum Spread	Maximum Spread During News
37	Forex	NZDUSD	18	72	288
38	Forex	USDCAD	13	52	208
39	Forex	USDCHF	15	60	240
40	Forex	USDJPY	10	40	160
41	Index	NASDAQ (US100)	175	350	500
42	Index	S&P 500 (US500)	100	200	300
43	Index	DOW JONES (US30)	11	22	40

Orbipedia:

Normal Spread: The price difference that occurs in market conditions with low or normal volatility.

Maximum Spread: The maximum limit of Spread or Slippage (the price difference between the pending order price and the deal price) that is not guaranteed. If it exceeds the max spread, the difference will be returned in the form of an Adjustment.

Maximum Spread during Major News Release: The maximum limit of Spread or Slippage (the price difference between the pending order price and the deal price) that is not guaranteed for transactions executed one hour before and one hour after major news events. If it exceeds the max spread, the difference will be returned in the form of an Adjustment.

"Slippage, or the price difference between the pending order price and the deal price, is purely due to real market price movements. However, at Orbi Trade, if you experience slippage in your transaction that exceeds the above limits, you can claim it by contacting our Client Care or your Trading Coach."

*Because Orbi Trade
Trading With Guarantee"*

WIDENING SPREAD CASE

e.g : GOLD/XAUUSD

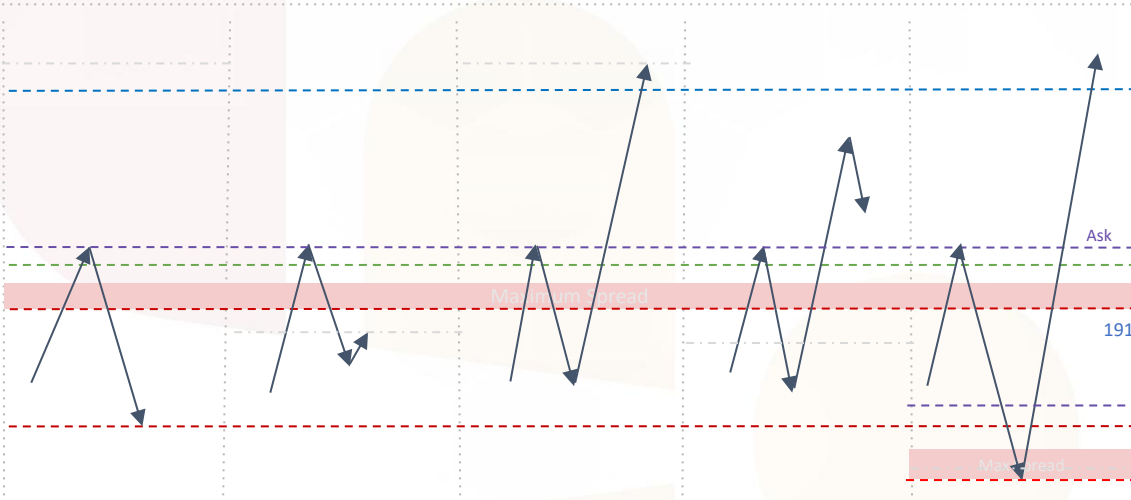
Request Price : Buy Stop at 1920.00

Done Price : Buy at 1921.50

Ticks:

Bid	Ask	Spread
1919.00	1921.50	250

Entry Benchmark :Ask

	Event 1b	Event 2b	Event 3b	Event 4b	Event 5b
					
Condition Open	<ul style="list-style-type: none"> Widening Spread Hit SL 	<ul style="list-style-type: none"> Widening Spread Floating Loss 	<ul style="list-style-type: none"> Widening Spread Hit TP 	<ul style="list-style-type: none"> Widening Spread Floating Profit 	<ul style="list-style-type: none"> Widening Spread Hit SL → Hit TP
Problem Detail	The price on the chart has not yet reached the entry price, the transaction should not have been completed	The price on the chart has not yet reached the entry price, the transaction should not have been completed	Entry price is significantly different from the request price	Entry price is significantly different from the request price	<ul style="list-style-type: none"> Entry price is significantly different from the request price SL was done at a price that was not yet shown on the chart
What should you do?	Fill out the warranty form and select the open position	Fill out the warranty form and select the open position	Fill out the warranty form and select the open position	Fill out the warranty form and select the open position	Fill out the warranty form twice and select both open and closed positions
What are you get in?	Transaction Cancelled		The difference in losses will be returned to your balance		

WIDENING SPREAD CASE

e.g : GOLD/XAUUSD

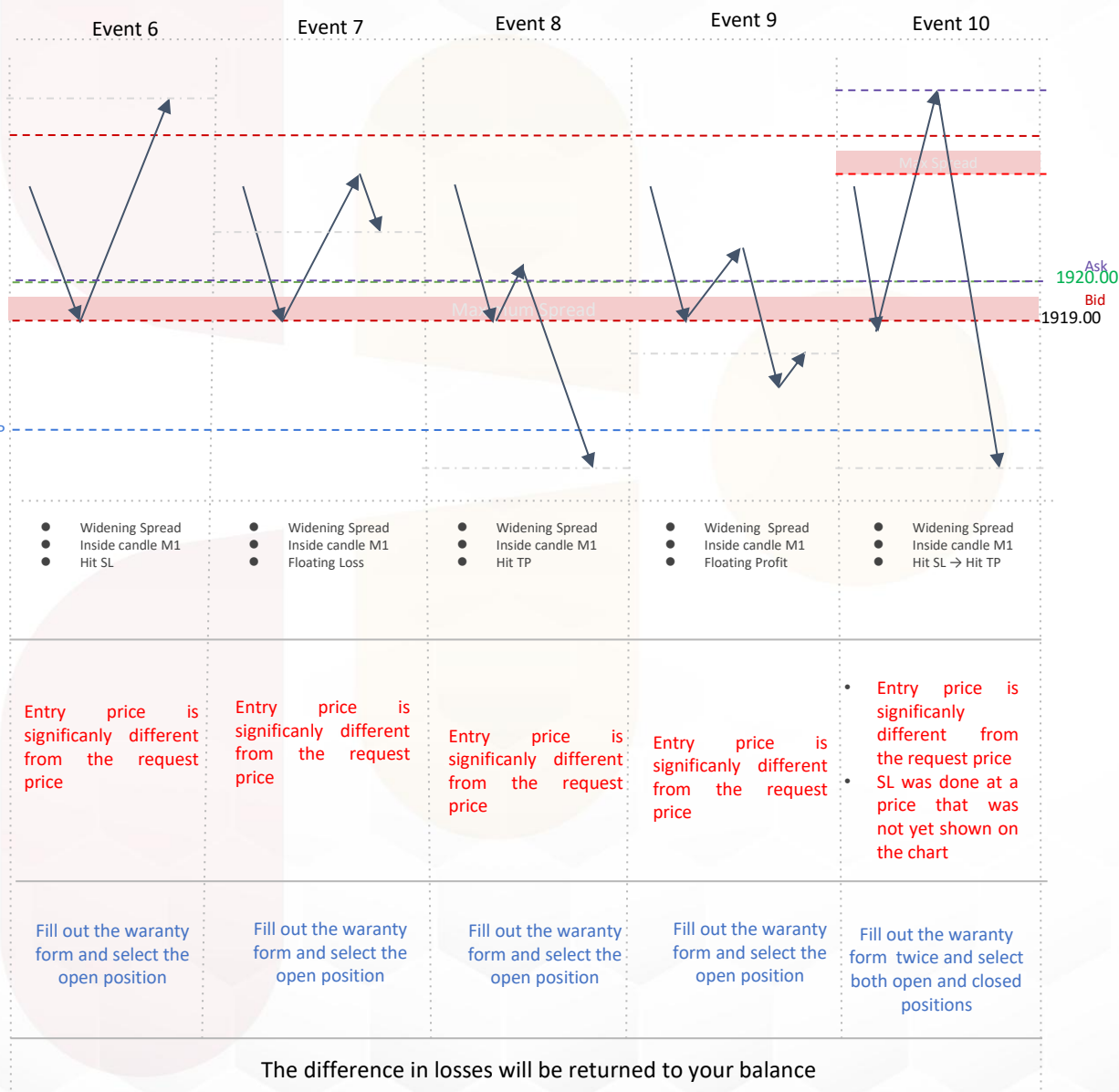
Request Price : Sell Stop at 1920.00

Done Price : Sell at 1919.00

Ticks:

Bid	Ask	Spread
1919.00	1920.00	150

Entry Benchmark : Bid



WIDENING SPREAD CASE

e.g : GOLD/XAUUSD

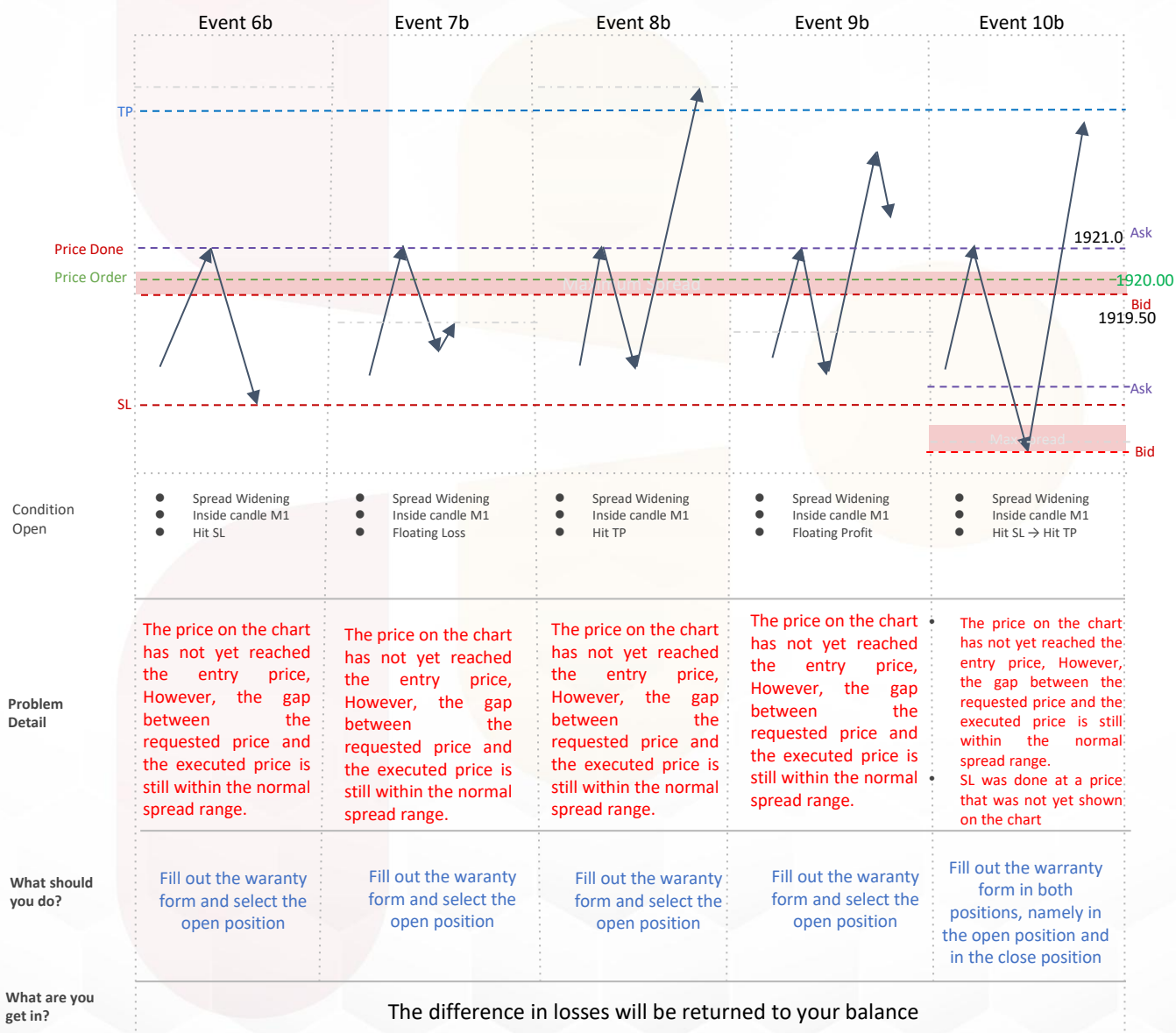
Request Price : Buy Stop at 1920.00

Done Price : Buy at 1920.00

Ticks:

Bid	Ask	Spread
1919.50	1921.00	150

Entry Benchmark :Ask



OPEN MARKET GAP

e.g: GOLD/XAUUSD

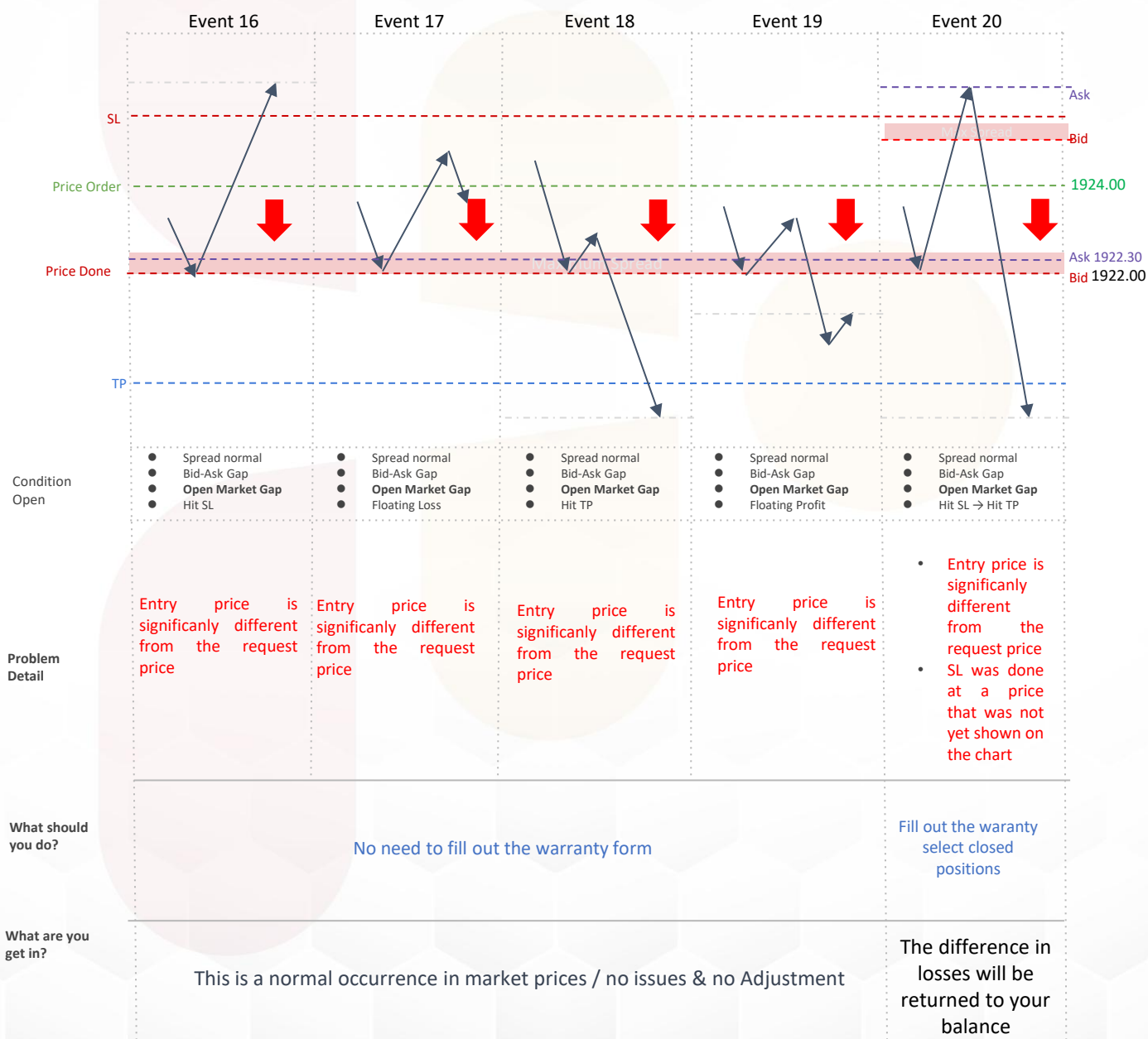
Request Price : Sell Stop at 1924.00

Done Price : Sell at 1922.00

Ticks Open Market GAP:

Bid	Ask	Spread
-	-	-
1922.00	1922.30	30

Entry Benchmark :Bid



WIDENING SPREAD CASE

e.g : GOLD/XAUUSD

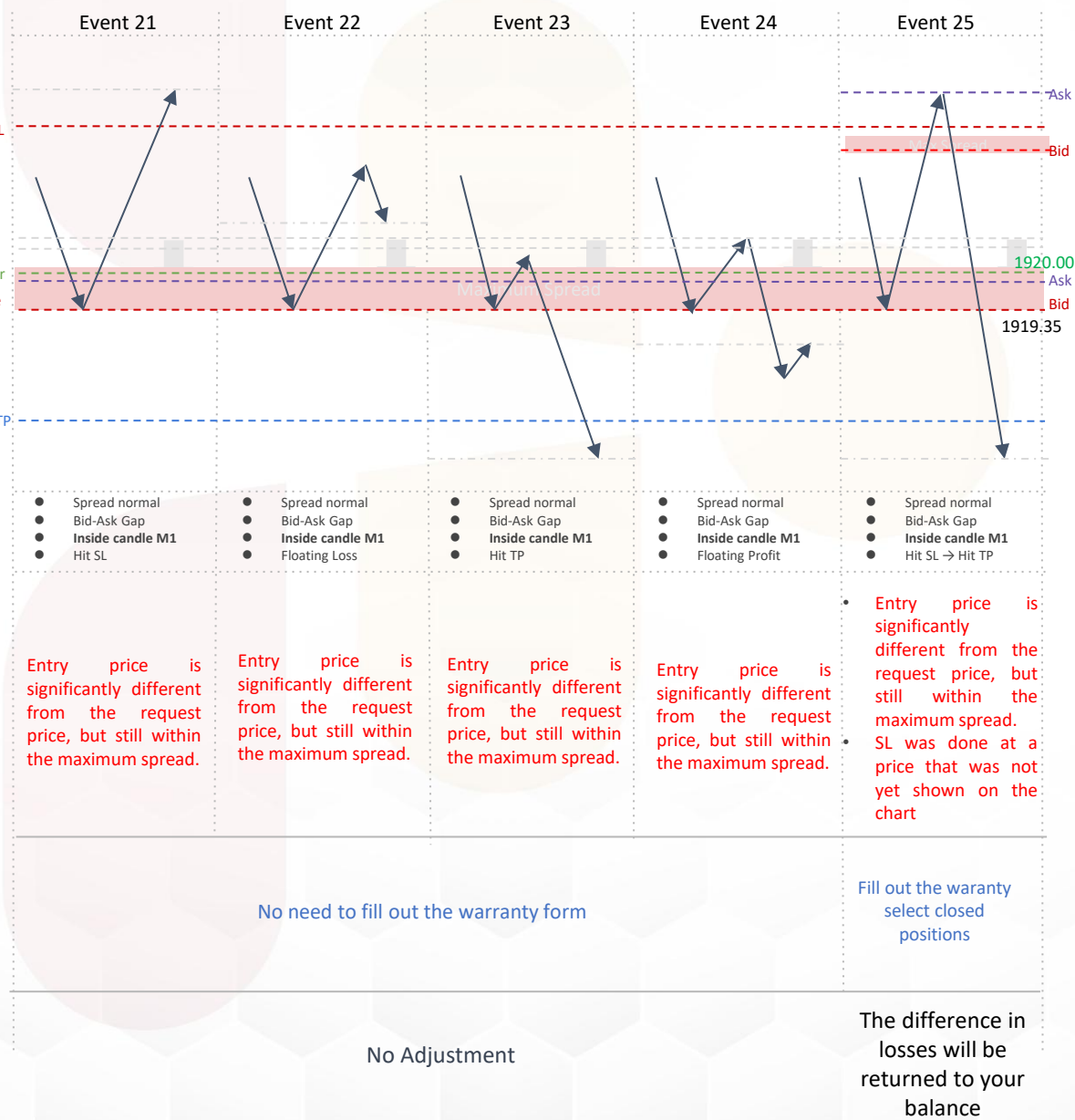
Request Price : Sell Stop at 1920.00

Done Price : Sell at 1919.35

Ticks:

Bid	Ask	Spread
1919.35	1920.00	65

Entry Benchmark : Bid



OPEN MARKET GAP

e.g: GOLD/XAUUSD

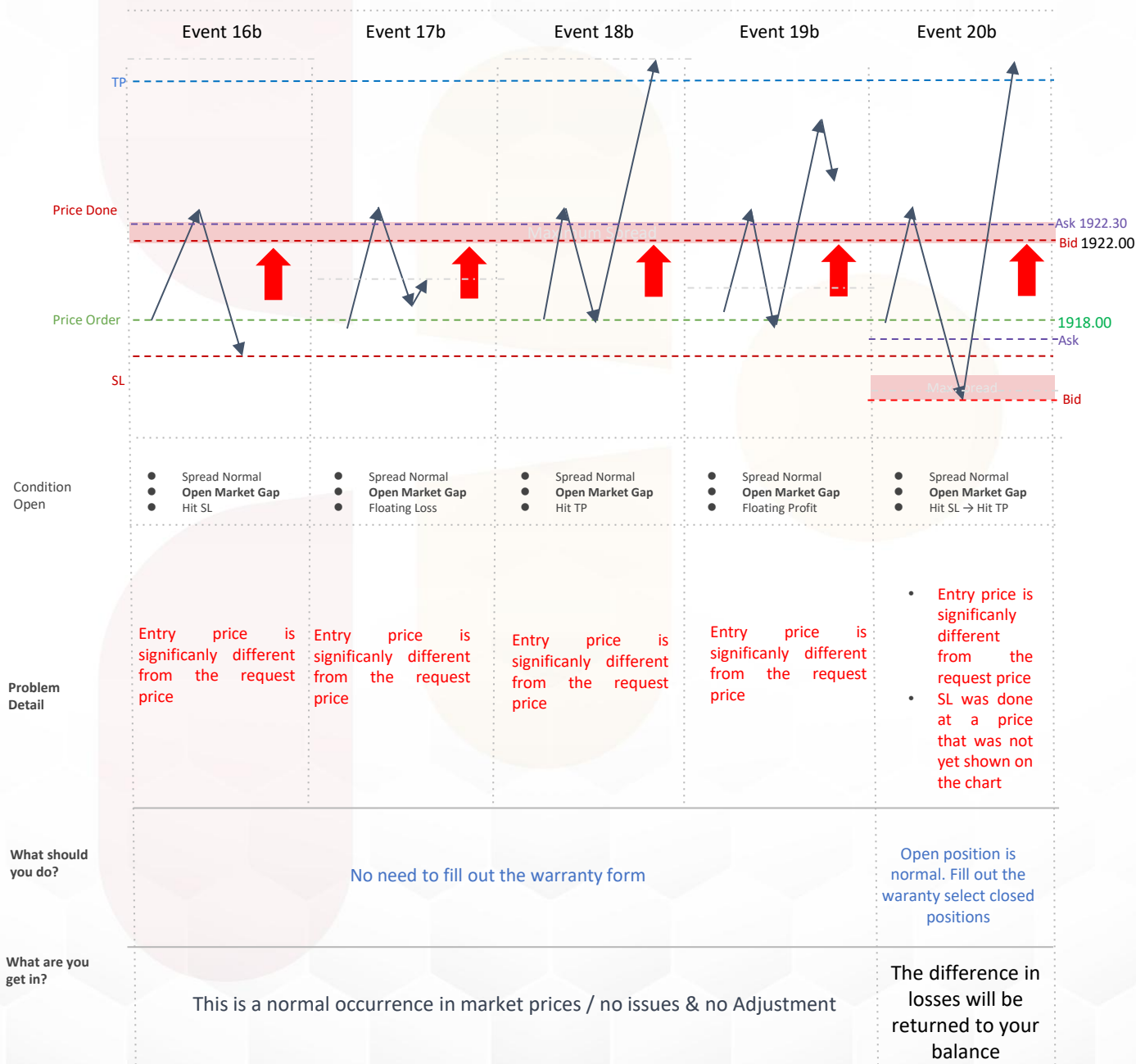
Request Price : Buy Stop at 1918.00

Done Price : Buy at 1922.30

Ticks Open Market GAP:

Bid	Ask	Spread
-	-	-
1922.00	1922.30	30

Entry Benchmark : Ask



WIDENING SPREAD CASE

e.g : GOLD/XAUUSD

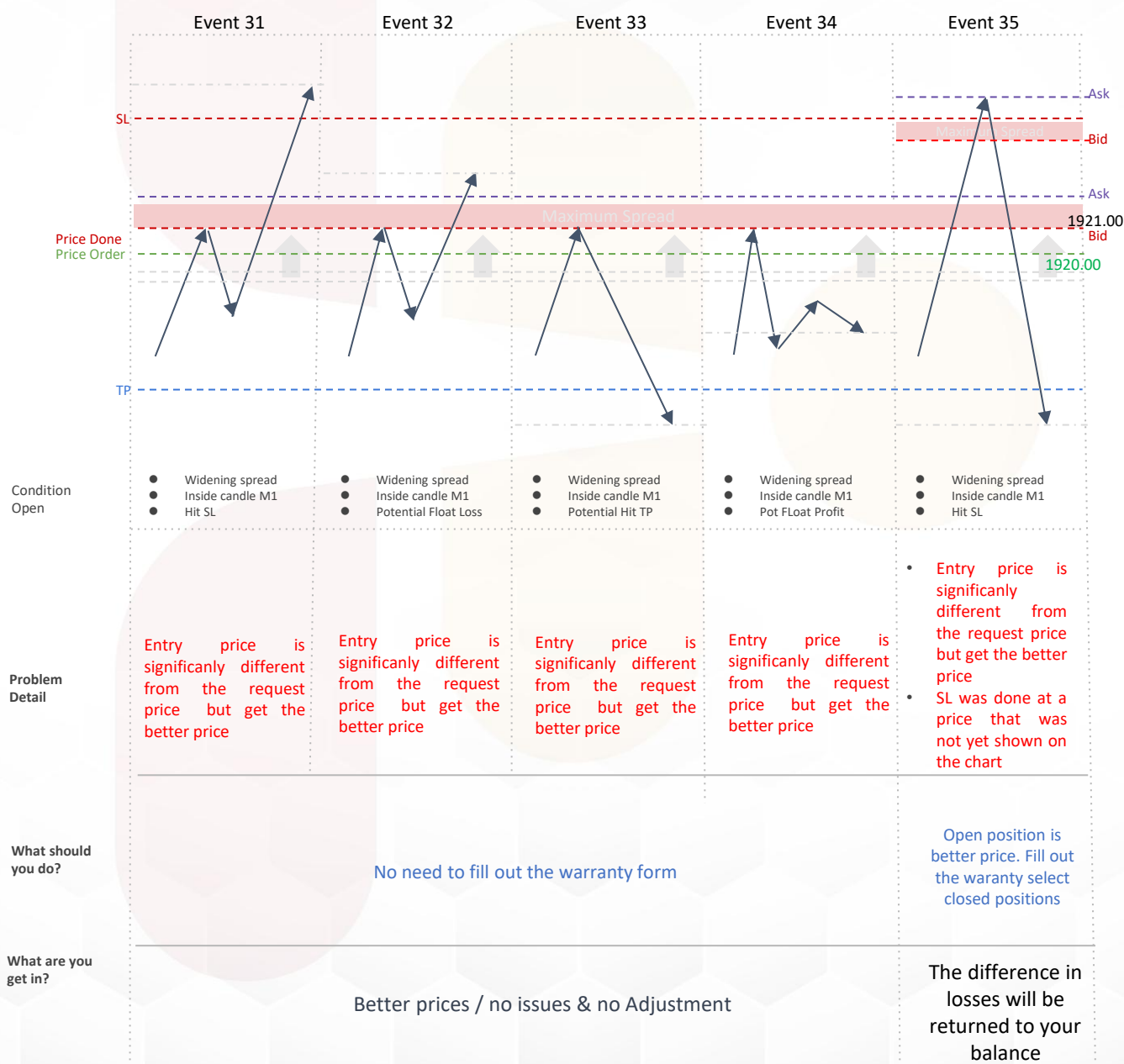
Request Price : Sell Limit at 1920.00

Done Price : Sell at 1921.00

Entry Benchmark : Bid

Ticks:

Bid	Ask	Spread
1919.00	1919.50	50
1919.50	1920.50	50
1921.00	1921.90	90



WIDENING SPREAD CASE

e.g : GOLD/XAUUSD

Request Price : Buy Limit at 1920.00

Done Price : Buy at 1919.00

Entry Benchmark : Ask

Ticks:

Bid	Ask	Spread
1921.00	1921.50	50
1920.00	1920.50	50
1919.00	1920.60	160



STOPLOSS CASE

e.g : GOLD/XAUUSD

Request Price :

Entry Sell, Stop Loss at 1920.00

Execute Benchmark : Ask

STOP LOSS	Event 36	Event 37	Event 38	Event 39	Event 40
SL					
Price Done					
Stop Loss					
Problem Detail	<p>The Stop Loss was triggered due to the widening of the spread</p>	<ul style="list-style-type: none"> - Stop Loss should be triggered because the difference between the bid price and the Stop Loss price is within the maximal spread. - Receive an Adjustment for the price difference between the execution price and the Stop Loss price. 	<ul style="list-style-type: none"> - The Stop Loss should still be hit on the second swing. - Receive an Adjustment for the price difference between the execution price and the Stop Loss price. 	<ul style="list-style-type: none"> - The Stop Loss should still be hit on the second swing. - Receive an Adjustment for the price difference between the execution price and the Stop Loss price. 	<ul style="list-style-type: none"> - The Stop Loss was triggered due to the widening of the spread - During the waiting period for the warranty claim process, the Stop Loss is triggered on the second swing. If the Stop Loss is triggered at a higher price, an adjustment will be provided.
What should you do?	Fill out the warranty form and select the close position	Fill out the warranty form and select the close position	Fill out the warranty form and select the close position	Fill out the warranty form and select the close position	Fill out the warranty form and select the close position
What are you get in?	The difference in losses will be returned to your balance				Reopening

STOPLOSS CASE

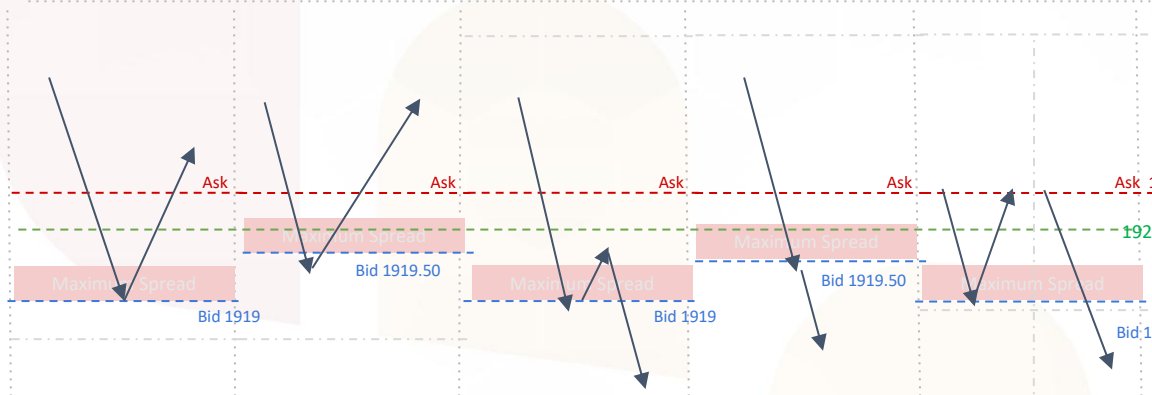
e.g : GOLD/XAUUSD

Request Price :

Entry Buy, Stop Loss at 1920.00

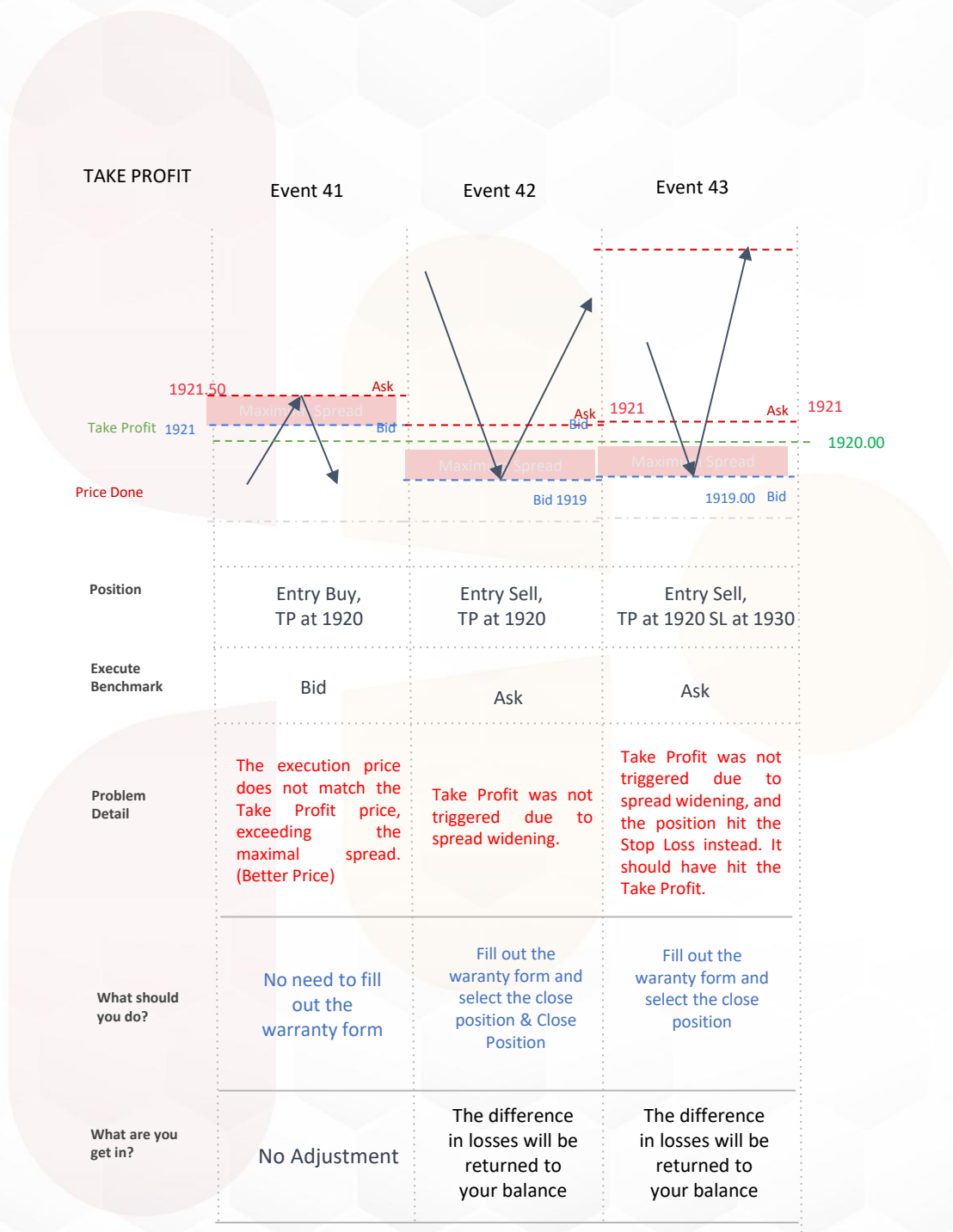
Execute Benchmark : **Bid**

STOP LOSS

	Event 36b	Event 37b	Event 38b	Event 39b	Event 40b
SL					
Stop Loss	1920.00				
Price Done	Bid 1919	Bid 1919.50	Bid 1919	Bid 1919.50	Bid 1919
Problem Detail	The execution price does not match the Stop Loss price, exceeding the maximal spread.	The execution price does not match the Stop Loss price, but it does not exceed the maximal spread.	The execution price does not match the Stop Loss price, exceeding the maximal spread.	The execution price does not match the Stop Loss price, but it does not exceed the maximal spread.	The execution price does not match the Stop Loss price, exceeding the maximal spread.
What should you do?	Fill out the warranty form and select the close position	No need to fill out the warranty form	Fill out the warranty form and select the close position	No need to fill out the warranty form	Fill out the warranty form and select the close position
What are you get in?	The difference in losses will be returned to your balance	No Adjustment	The difference in losses will be returned to your balance	No Adjustment	The difference in losses will be returned to your balance

TAKE PROFIT CASE

e.g : GOLD/XAUUSD

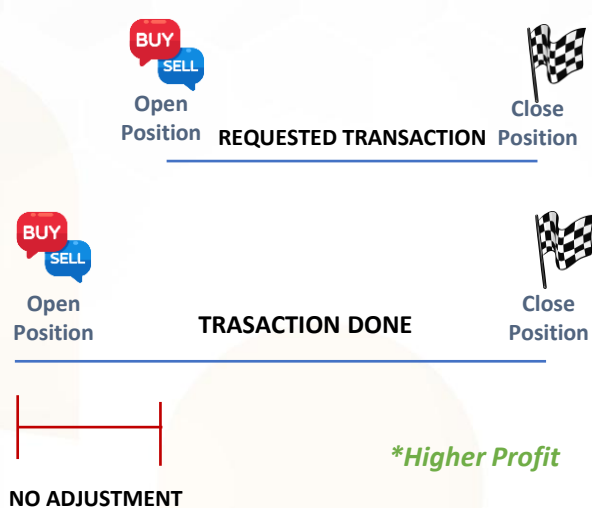
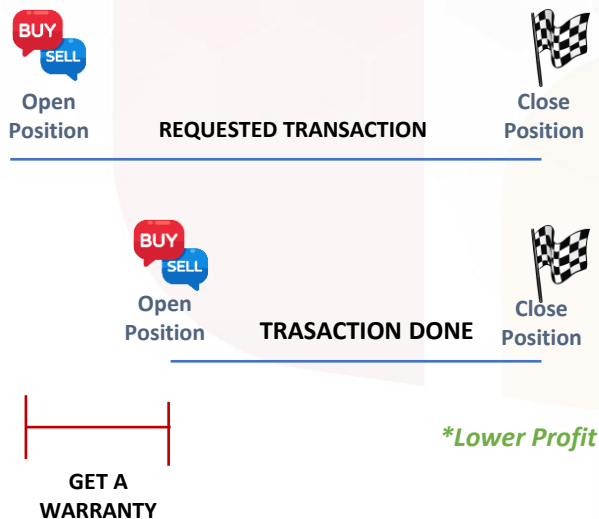


SLIPPAGE CASE

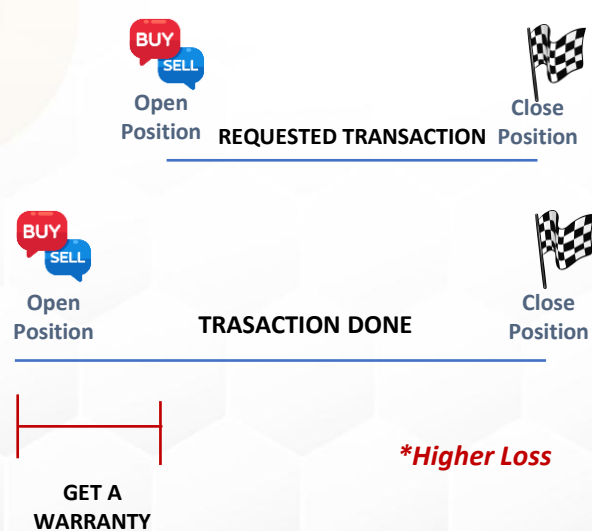
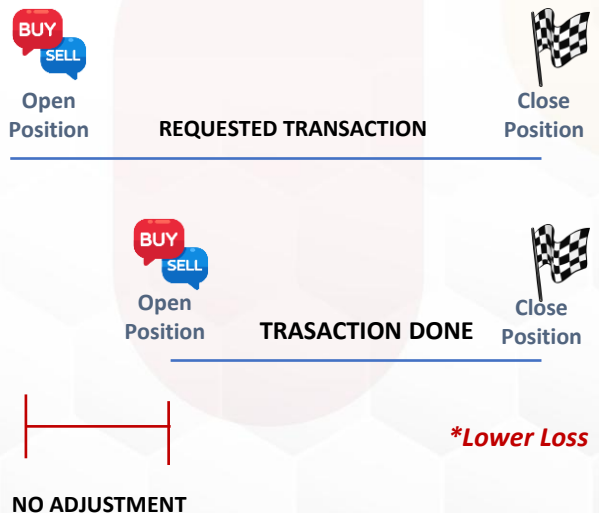
The Guarantee in the Case of Slippage is that You will Receive Compensation Equivalent to the Difference in the Profit/Loss You Incur.

For example, as shown in this image:

IN A PROFITABLE CONDITION



IN A LOSS CONDITION



SLIPPAGE CASE

Example in a transaction:

Buy Limit - Case 1



Buy Limit - Case 2ab



Transaction

Entry						Close		
Action	Vol	Request	Done	SL	TP	Profit / Loss	Close Price	PL
Buy Limit	1	2530.00	2520.00	2525.00	2535.00	Loss	2519.20	\$ (80.00)

Note: Hit the Stop Loss on the Next Tick, because the price has already passed the set Stop Loss

WARRANTY / GUARANTEE

If No Slippage					Warranty			
Action	Request	Vol	SL	PL	Difference	Max Spread	Result	
Buy Limit	2530.00	1	2525.00	\$ (500.00)	\$ (420.00)	0.85	\$ (505.00)	No Adjustment

Transaction

Entry						Close		
Action	Vol	Request	Done	SL	TP	Profit / Loss	Close Price	PL
Buy Limit	1	2530.00	2520.00	0.00	2535.00	Profit	2535.00	\$ 1,500.00

Entry						Close		
Action	Vol	Request	Done	SL	TP	Profit / Loss	Close Price	PL
Buy Limit	1	2530.00	2520.00	2525.00	2535.00	Profit	2525.00	\$ 500.00

WARRANTY / GUARANTEE

If No Slippage					Warranty			
Action	Request	Vol	SL	PL	Difference	Max Spread	Result	
Buy Limit	2530.00	1	2535.00	\$ 500.00	\$ (1,000.00)	0.85	\$ (1,085.00)	No Adjustment

If No Slippage					Warranty			
Action	Request	Vol	SL	PL	Difference	Max Spread	Result	
Buy Limit	2530.00	1	2535.00	\$ 500.00	\$ -	0.85	\$ (85.00)	No Adjustment

Adjustment Calculation

Difference - Max Spread	More Than Zero	Adjustment
-------------------------	----------------	------------

Difference - Max Spread	Less Than Zero	No Adjustment
-------------------------	----------------	---------------

SLIPPAGE CASE

Example in a transaction:

Buy Stop - Case 3



Transaction

Entry						Close		
Action	Vol	Request	Done	SL	TP	Profit / Loss	Close Price	PL
Buy Stop	1	2530.00	2536.00	2525.00	2535.00	Profit	2536.40	\$ 40.00

WARRANTY / GUARANTEE

If No Slippage					Warranty			
Action	Request	Vol	SL	PL	Difference	Max Spread	Result	
Buy Stop	2530.00	1	2535.00	\$ 500.00	\$ 460.00	0.85	\$ 375.00	Adjustment

Buy Stop - Case 4ab



Transaction

Entry						Close		
Action	Vol	Request	Done	SL	TP	Profit / Loss	Close Price	PL
Buy Stop	1	2530.00	2536.00	2525.00	0.00	Loss	2525.00	\$ (1,100.00)

Entry						Close		
Action	Vol	Request	Done	SL	TP	Profit / Loss	Close Price	PL
Buy Stop	1	2530.00	2536.00	2525.00	2535.00	Loss	2536.40	\$ 40.00

Note: Hit Cut Loss at Take Profit (TP)

WARRANTY / GUARANTEE

If No Slippage					Warranty			
Action	Request	Vol	SL	PL	Difference	Max Spread	Result	
Buy Stop	2530.00	1	2525.00	\$ (500.00)	\$ 600.00	0.85	\$ 515.00	Adjustment

If No Slippage					Warranty			
Action	Request	Vol	SL	PL	Difference	Max Spread	Result	
Buy Stop	2530.00	1	2535.00	\$ 500.00	\$ 460.00	0.85	\$ 375.00	Adjustment

Adjustment Calculation

Difference - Max Spread	More Than Zero	Adjustment
-------------------------	----------------	------------

Difference - Max Spread	Less Than Zero	No Adjustment
-------------------------	----------------	---------------

SLIPPAGE CASE

Example in a transaction:

Sell Stop - Case 5



Transaction

Entry						Close		
Action	Vol	Request	Done	SL	TP	Profit / Loss	Close Price	PL
Sell Stop	1	2530.00	2524.00	2533.00	2525.00	Profit	2523.80	\$ 20.00

WARRANTY / GUARANTEE

If No Slippage					Warranty			
Action	Request	Vol	SL	PL	Difference	Max Spread	Result	
Sell Stop	2530.00	1	2525.00	\$ 500.00	\$ 480.00	0.85	\$ 395.00	Adjustment

Sell Stop - Case 6



Transaction

Entry						Close		
Action	Vol	Request	Done	SL	TP	Profit / Loss	Close Price	PL
Sell Stop	1	2530.00	2525.00	2533.00	2525.00	Loss	2535.00	\$ (1,000.00)

WARRANTY / GUARANTEE

If No Slippage					Warranty			
Action	Request	Vol	SL	PL	Difference	Max Spread	Result	
Sell Stop	2530.00	1	2533.00	\$ (300.00)	\$ 700.00	0.85	\$ 615.00	Adjustment

Adjustment Calculation


Difference - Max Spread	More Than Zero	Adjustment
-------------------------	----------------	------------

Difference - Max Spread	Less Than Zero	No Adjustment
-------------------------	----------------	---------------

SLIPPAGE CASE

Example in a transaction:

Sell Limit - Case 7



Transaction

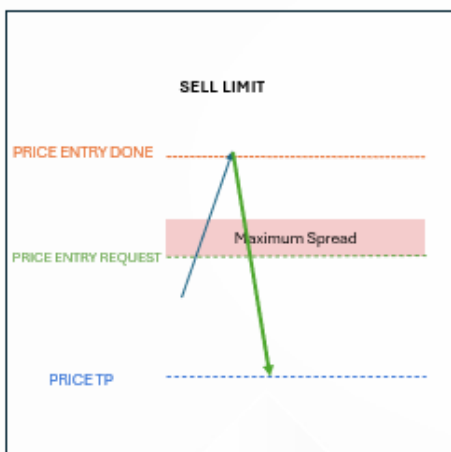
Entry						Close		
Action	Vol	Request	Done	SL	TP	Profit / Loss	Close Price	PL
Sell Limit	1	2530.00	2535.00	2530.20	2520.00	Loss	2535.20	\$ (20.00)

Note: Hit the Stop Loss on the Next Tick, because the price has already passed the set Stop Loss

WARRANTY / GUARANTEE

If No Slippage					Warranty			
Action	Request	Vol	SL	PL	Difference	Max Spread	Result	
Sell Limit	2530.00	1	2530.20	\$ (20.00)	\$ -	0.85	\$ (85.00)	No Adjustment

Sell Limit - Case 8



Transaction

Entry						Close		
Action	Vol	Request	Done	SL	TP	Profit / Loss	Close Price	PL
Sell Limit	1	2530.00	2535.00	0.00	2520.00	Profit	2520.00	\$ 1,500.00

WARRANTY / GUARANTEE

If No Slippage					Warranty			
Action	Request	Vol	SL	PL	Difference	Max Spread	Result	
Sell Limit	2530.00	1	2520.00	\$ 1,000.00	\$ (500.00)	0.85	\$ (585.00)	No Adjustment

Adjustment Calculation

Difference - Max Spread	More Than Zero	Adjustment
-------------------------	----------------	------------

Difference - Max Spread	Less Than Zero	No Adjustment
-------------------------	----------------	---------------

SERVER DOWN & PRICE FREEZE CASE

Event 44

The freeze of prices can be caused by several factors. If this freeze is due to Orbi Trade's system, then the affected transactions will receive compensation.

Examples of affected transactions include:

You can request an Emergency Close during a system freeze or error by following these steps:

- Chat via WhatsApp: Contact ORBI TRADE Client Care or your Trading Coach with the message: "Close Now"
- MetaTrader Platform Attempt: Attempt to close the position on your MetaTrader platform. The MetaTrader Journal will record this attempt and can be used as evidence.
- Video Recording: Record a video of your attempt to close the position. This can also be used as supporting evidence.

How to Submit Your Claim

Submit all supporting evidence (e.g., MetaTrader Journal screenshots, screen recordings) via the Warranty Form, available in the Member Area or the ORBI TRADE Mobile App.

This ensures that your Emergency Close request is processed efficiently and fairly.

In this case, you will receive compensation by obtaining the closing price calculated as follows:

**After the price stoppage is resolved and the chart returns to normal, the average price on the M1 candle of your Emergency Close will be calculated.*

Example: Emergency Close performed at 14:30 (UTC+2)

- For Buy Entry Position: $(\text{High Price} + \text{Low Price}) / 2 - \text{Maximum Spread}$
- For Sell Entry Position: $(\text{High Price} + \text{Low Price}) / 2 + \text{Maximum Spread}$

Important Note:

Emergency Close requests will only be accepted if they are reported during the freeze/error period. Reports submitted after the system has returned to normal operation may not be eligible for processing.

BURST TIME CASE

Event 45

A Burst Time Case refers to a transaction you wish to execute, but your ticket position is currently being processed in a Warranty Claim.

Possible transactions include:

You want to close your ticket position that is currently in the process of reopening in warranty.

You can request an Emergency Close as follows:

- Screenshot the price on MetaTrader Orbi Trade for the pair you are targeting (ensure this screenshot is relevant, i.e., taken during the period when your ticket is being processed in warranty).
- Send the screenshot as evidence via chat or email to our Client Care or Trading Coach.

In this case, you will receive compensation by obtaining the closing price calculated as follows:

- For Buy Entry Position: Screenshot price - Maximum Spread
- For Sell Entry Position: Screenshot price + Maximum Spread

WHAT IS NOT COVERED UNDER THE ORBI TRADE TRADING GUARANTEE

1. GAP Trading Visible on Chart

GAP trading refers to a market condition where there is a visible price gap on the chart, indicating no transactions occurred within that price range. These gaps are a natural part of market behavior, particularly during opening sessions or after major news events.

For more details, please refer to Point 20 of the GAP Trading Explanation in Trading Rules document.

2. Trades Executed Around Market Close/Open

Warranty claims will not be accepted for transactions executed within the following time frames:

- Two hours before market closing, and
- Two hours after market opening

During these periods, price movements are often highly unstable due to low liquidity. Any trades placed during these windows are considered high-risk decisions made at the trader's own discretion, and the company will not be held responsible for the outcomes.

3. No Warranty for Stop Out Caused by the Use of Full Margin

Example:

Leverage 1:1000

Margin for Entry on XAUUSD 1 Lot = \$100

The spread during market volatility is approximately 85 Pips or 0.85 Points

Example

Bid Price - Ask Price

2560.00 – 2560.85

Thus, if you enter 1 lot, your position will automatically be at \$-85.

So, the remaining funds will be \$15, and the margin level will only be 15%.

This will automatically result in a Margin Call (MC) or Stop Out, as it is less than 30%.

Please note, situations like this are not covered under warranty.

WHAT IS NOT COVERED UNDER THE ORBI TRADE TRADING GUARANTEE

4. High-Risk Hedging Positions and Trading Warranty Policy

Hedging/Locking refers to a situation where a trader holds two opposite trading positions on the same currency pair. This strategy carries a high level of risk and should ideally be anticipated or avoided by traders.

Pending Order Hedging using Buy Stop/limit and Sell Stop/limit orders or Market Execution within 1 hour before or after a major news release is not covered by the warranty system, regardless of whether one of the orders is later canceled.

This includes any strategy involving simultaneous placement of Buy Stop and Sell Stop orders (or a combination of one pending order and one market execution) intended to capture price movement during high-impact news events.

→ *If any part of the hedge remains active during the 1-hour window before or after the news release, it will be considered ineligible for warranty claims.*

Please consider this when planning your trading strategies.

5. Slippage or Spread Widening Within Acceptable Limits

Slippage or spread widening that remains within the maximum allowable threshold per instrument is considered a normal part of market behavior and is not covered under the warranty system.

Please note:

The maximum spread limits differ between normal market conditions and high-impact news events.

You may refer to the official Trading Warranty Policy ORBI TRADE for the full table of reference values per instrument.

WARRANTY CLAIM PROCEDURE

You have 1x 24 hours (Open Position) and 2x 24 hours (Close position) to request a warranty. The procedure is as follows:

Access the website or application.

- On the website, click on the three lines located at the top left and select "warranty form."
- On the application, open the main menu and choose "warranty form."

Create a new ticket by selecting "create a new ticket" (via website) or click the "+" sign (via app).

- Choose the account.
- Select the type of issue (open or close).
- Choose the transaction you want to file a warranty claim.
- Provide details about the problem and price.
- The warranty claim process is completed.

CALCULATION METHOD

The running price reference is the Bid price, as it is the price recorded on the MetaTrader history chart. Therefore, if there is a spread widening, it affects the Ask price.

Compensation is calculated based on the difference between the pending order price and the received price, not the difference between the bid and ask prices or the spread widening.

The warranty claim process for each transaction involves two sides: the opening position and the closing position.

For each warranty calculation process, the maximum spread will be subtracted or added:

- For Buy Position: Subtracted by Maximum Spread
- For Sell Position: Added by Maximum Spread

Gaps are empty spaces in the charts that arise due to price jumps caused by the "absence of transactions" at that price level. The gaps are purely a result of market movements, and therefore, Orbi Trade does not provide compensation for the price differences you encounter as a result.

Anything that occurs outside of this warranty algorithm is a trading risk you undertake and is not the responsibility of Orbi Trade.

Note:

This Agreement constitutes the entire agreement between the Parties and supersedes any prior agreement, understanding, or arrangement between the Parties relating to the subject.

Official Orbi Trade Contact:

Phone: +1 737 232 2299

WhatsApp: +628 111 717 999

Email: Info@orbitrades.com / Support@orbitrades.com